
Enquiries to: Mrs P Zutic
Telephone: 01768 217734 (op2)

Our reference: PZ

Date 23 November 2022

CUMBRIA POLICE & CRIME COMMISSIONER'S PUBLIC ACCOUNTABILITY CONFERENCE

The Police and Crime Commissioner's Public Accountability Conference will take place **remotely** on **Wednesday 7th December 2022**, at **10:00**.

The purpose of the Conference is to enable the Police and Crime Commissioner to hold the Chief Constable to account for operational performance.

If you would like to join the meeting as a member of the public or press, please contact Paula Zutic on paula.zutic@cumbria.police.uk you will then be provided with a copy of the dial in details. Following the meeting papers will be uploaded on to the Commissioner's website.

V. Stafford
Chief Executive

Attendees:

Police & Crime Commissioner - Mr Peter McCall (Chair)
OPCC Chief Executive - Mrs Vivian Stafford
Joint Chief Finance Officer - Mr Roger Marshall
Chief Constable - Mrs Michelle Skeer

AGENDA

PART 1 – ITEMS TO BE CONSIDERED IN THE PRESENCE OF THE PRESS AND PUBLIC

1. APOLOGIES FOR ABSENCE

2. URGENT BUSINESS AND EXCLUSION OF PRESS AND PUBLIC

To consider (i) any urgent items of business and (ii) whether the press and public should be excluded from the Meeting during consideration of any Agenda item where there is likely disclosure of information exempt under s.100A(4) and Part I Schedule A of the Local Government Act 1972 and the public interest in not disclosing outweighs any public interest in disclosure.

3. QUESTIONS FROM THE PUBLIC

An opportunity (not exceeding 20 minutes) to deal with any questions which have been provided in writing within at least three clear working days before the meeting date to the Chief Executive.

4. DISCLOSURE OF PERSONAL INTERESTS

Attendees are invited to disclose any personal/prejudicial interest, which they may have in any of the items on the Agenda. If the personal interest is a prejudicial interest, then the individual should not participate in a discussion of the matter and must withdraw from the room unless a dispensation has previously been obtained.

5. MINUTES OF MEETING

To receive and approve the minutes of the Public Accountability Conference held on the 2nd November 2022 (copy to follow)

6. PERFORMANCE PRESENTATION

To receive an update from the Constabulary in relation to performance for the most recent 12 months rolling total data, as agreed in the Police and Crime Plan Accountability Framework (copy to follow)

7. THEMATIC PRESENTATION – RURAL CRIME

To receive and note a Constabulary presentation in relation to 'Rural Crime' (copy to follow)

8. THEMATIC PRESENTATION – VISIBLE & EFFECTIVE POLICING PRESENCE RESPONSE

To receive and note a Constabulary presentation in relation to 'Visible & Effective Police Presence Response' (copy to follow)

**CUMBRIA POLICE & CRIME COMMISSIONER
PUBLIC ACCOUNTABILITY CONFERENCE**

Minutes of the Public Accountability Conference held on
Monday 2nd November 2022 Via Teams
at 10:00am

PRESENT

Police & Crime Commissioner - Mr Peter McCall (Chair)

Also present:

Chief Constable (Michelle Skeer);
Assistant Chief Officer (Nancie Shackleton);
Chief Finance Officer (Roger Marshall);
Deputy Chief Finance Officer (Michelle Bellis);
OPCC Chief Executive (Vivian Stafford);
OPCC Administration Officer (Ellen Cannon)
OPCC Executive Support Officer (Paula Zutic) – taking minutes;

PART 1 – ITEMS CONSIDERED IN THE PRESENCE OF THE PRESS AND PUBLIC

001. APOLOGIES FOR ABSENCE

Apologies for absence were received from the Deputy Chief Constable (Rob Carden); and the Assistant Chief Constable (Jonathan Blackwell);

002. QUESTIONS FROM MEMBERS OF THE PUBLIC

No questions had been received from the public.

003. URGENT BUSINESS AND EXCLUSION OF THE PRESS AND PUBLIC

There were no items of urgent business to be considered by the Committee.

004. DISCLOSURE OF PERSONAL INTERESTS

There were no disclosures of any personal interest relating to any item on the Agenda.

005. MINUTES

The Chair presented the minutes of the Public Accountability Conference held on the 2nd August 2022 which had previously been circulated with the agenda. The minutes were agreed as an accurate record and signed by the Chair.

RESOLVED, that, the

- (i) Minutes of the Public Accountability Conference held on the 2nd August 2022 be confirmed as a correct record and signed by the Chair;

006. FINANCIAL SUMMARY 2022/23 – QUARTER 2 TO SEPTEMBER 2022

The Chief Finance Officer gave a high-level overview of the position at the end of quarter 2 (up to the end of September 2022), and forecast to the year end.

We have now reached the half way point in the financial year and the core position is a continuation of the position shown in Quarter .1.

Key Themes:

- Overall forecasted overspend of £765k (0.63%) (PCC Budget)
- PCC budgets forecast to underspend by £82k. Constabulary forecast to overspend by £847k
- Overtime pressures for officers (+£872k) and, to a lesser extent, staff (+£36k) in all Commands / Directorates.
- The impact of the Police Officer and recently announced reopened Police Staff pay awards have been reflected in the figures.
- Rising inflation is impacting on non-staff budgets, particular pressure is being seen on vehicle fuel budgets (+£163k) and premises utilities shown within OPCC budgets (+£259k).
- The main changes from the figures reported for quarter 1 relate to the inclusion of the pay award and the removal of the forecast in relation to redundancy & termination costs.
- The figures provided do not yet include the impact of the potential reversal of the increase in national insurance rates. We are awaiting further guidance but this could reduce the forecast overspend by approx. £270k.

There has been some budget pressure on premises (+£95k) which is mostly due to an increase in utilities, repairs and maintenance. A one off rates refund has been received (as reported at the last meeting) which has offset this figure slightly. There has also been a slight reduction in cleaning costs due to a new cleaning contract.

There is likely to be an increase in insurance costs as generally it is more difficult to obtain public sector insurance currently – this is out for re-tender.

The Police Officer pay award has largely been cost neutral as funding had been received from the Government to cover this, but it is unknown whether the same will apply for the Police Staff pay award, if not we will be looking at a cost of £400k which has been factored into the figures.

ACO Nancie Shackleton advised that there could be Capital Programme implications due to some suppliers only holding prices for 7 days as opposed to the previous 30 days.

The Constabulary overspend in the main arises from a combination of overspending on police officer pay budgets caused by increasing officer numbers to ensure the Constabulary meets its target in relation to the final phase of the uplift programme and, in particular, continuing pressure on overtime. The third cohort of Officers are now free of training, this will help but pressure continues whilst training is ongoing. Individual resignations are being looked at and a review will be undertaken.

There are a number of vacancies in civilian staff roles, this is being risk assessed at the moment and as part of the budget setting process all vacancies are being looked at.

It is understood that the proposed reduction in NI is still going ahead as it was already going through legislation when the new PM came into office. This will be in the region of £270k and has not yet been factored into the figures.

The Capital Programme has a budget of £8.7m and an expected spend of £7.8m, with the rest being re-profiled into the following year.

Following a discussion, the report was noted.

RESOLVED, that

- (i) The report be noted;

007. TREASURY MANAGEMENT ACTIVITIES 2022/23 – QUARTER 2 TO SEPTEMBER 2022

The report was presented by the Deputy Chief Finance Officer.

The CIPFA (Chartered Institute of Public Finance and Accountancy) Code of Practice for Treasury Management recommends that regular reports are presented with regards to treasury management activities. The report ensures the Police and Crime Commissioner is implementing best practice in accordance with the Code.

During the period 01 July 2022 and 30 September 2022, the treasury function has operated within the treasury and prudential indicators set out in the Treasury Management Strategy Statement and in compliance with the Treasury Management Practices.

Compliance with the prudential and treasury indicators are shown on page 3 of the report.

It was noted that there have been no breaches in the approved limits to report during the reporting period.

The MPC has now increased interest rates seven times in as many meetings with the second 50bps raise in a row taking rates to a 14 year high of 2.25%. Interest rates are expected to be increased more aggressively over the coming months as the Bank of England continues in its efforts to squeeze inflation out of the economy.

The previous investment forecast of £10k has been revised due to the change in investment rates and the current forecast is now £300k.

Following a discussion, the report was noted.

RESOLVED, that

- (i) The report was noted;

Meeting concluded at 10:35

Signed: _____

Date: _____



Public Accountability Conference - Performance

Chief Superintendent Mick Bird – Insight and Performance

National Crime and Policing Measures

Priority Area	National Metric	Data Source
Reduce murder and other homicide	Homicides	Police Recorded
Reduce serious violence	Hospital admissions of under 25s for assault with a sharp object	NHS
	Offences involving discharge of a firearm	Police Recorded
Disrupt drugs supply and county lines	Drug-related homicides	Police Recorded
	Police referrals into drug treatment	Public Health England
Reduce neighbourhood crime	Burglary, robbery, theft of and from a vehicle, theft from a person	Crime Survey for England and Wales (CSEW)
Improve satisfaction among victims, with a particular focus on victims of domestic abuse	Satisfaction with the police among victims of domestic abuse	Crime Survey for England and Wales (CSEW)
	Victim satisfaction with the police	Crime Survey for England and Wales (CSEW)
Tackle cyber crime	Confidence in the law enforcement response to cyber crime	Cyber Aware Tracker
	Percentage of businesses experiencing a cyber breach or attack	Department for Digital, Culture, Media and Sport survey

- Support police in Governments crime reduction ambition
- Address key priorities
- Measured at a national level
- Create an expectation of “significant improvement”
- Reduce the risk of over prioritisation and perverse incentives
- Digital Crime Policing Pack in development
- Local proxy / indicative measures



Report online



www.cumbria.police.uk



cumbriapolice



cumbriacops

Always call 999 in an emergency

Crime Comparison

OffenceGroup	12 Month Status	Most Recent 12 Months	Same Period Last Year	% Change from Previous Year	Pre Covid Comparison	Pre Covid % Change	3 Year Average	3 Year Average % Change
⊕ Possession of weapons offences	High	387	222	74.3%	280	38.5%	255	51.8%
⊕ Public order offences	High	4820	4117	17.1%	3803	26.7%	4094	17.7%
⊕ Sexual offences	High	1838	1419	29.5%	1606	14.5%	1457	26.1%
⊕ Violence against the person	High	17331	14672	18.1%	15435	12.3%	15128	14.6%
⊕ Robbery	Normal	161	138	16.7%	149	7.9%	141	14.2%
⊕ Drug offences	High	1009	1017	-0.8%	964	4.7%	1010	-0.1%
⊕ Miscellaneous Crimes Against Society	Normal	781	624	25.2%	763	2.3%	690	13.1%
⊕ Arson and Criminal Damage	Low	5233	4483	16.7%	5646	-7.3%	5049	3.7%
⊕ Theft offences	Low	5192	4093	26.9%	6008	-13.6%	4805	8.1%
⊕ Burglary	Low	1664	1342	24.0%	2060	-19.2%	1731	-3.9%
⊕ Vehicle Offences	Low	883	730	21.0%	1111	-20.5%	902	-2.1%
Total	High	39299	32857	19.6%	37823	3.9%	35262	11.4%



Report online



www.cumbria.police.uk



cumbriapolice



cumbriacops

Always call 999 in an emergency

Police recorded crime – published statistics year to end June 2022

England and Wales (not including British Transport Police)

Crimes Recorded					
Offence Group	Crimes	Last Year	Diff %	2019/20	2019/20 Diff %
☒ Criminal damage and arson	538,292	500662	7.5%	536130	0.4%
☒ Drug offences	173,595	199031	-12.8%	179084	-3.1%
☒ Miscellaneous crimes against society	113,259	113586	-0.3%	101721	11.3%
☒ Possession of weapons offences	51,432	45479	13.1%	44843	14.7%
☒ Public order offences	601,532	523436	14.9%	438143	37.3%
☒ Robbery	69,367	62790	10.5%	85014	-18.4%
☒ Sexual offences	197,612	163893	20.6%	156554	26.2%
☒ Theft offences	1,584,550	1356772	16.8%	1840121	-13.9%
☒ Violence against the person	2,127,302	1881375	13.1%	1704439	24.8%
Total	5,456,941	4847024	12.6%	5086049	7.3%

Cumbria

Crimes Recorded					
Offence Group	Crimes	Last Year	Diff %	2019/20	2019/20 Diff %
☒ Criminal damage and arson	5,199	4543	14.4%	5711	-9.0%
☒ Drug offences	941	1087	-13.4%	934	0.7%
☒ Miscellaneous crimes against society	719	683	5.3%	690	4.2%
☒ Possession of weapons offences	285	245	16.3%	276	3.3%
☒ Public order offences	4,682	4008	16.8%	4226	10.8%
☒ Robbery	154	124	24.2%	141	9.2%
☒ Sexual offences	1,796	1337	34.3%	1452	23.7%
☒ Theft offences	7,414	6083	21.9%	8755	-15.3%
☒ Violence against the person	17,340	14103	23.0%	16020	8.2%
Total	38,530	32213	19.6%	38205	0.9%



Report online



www.cumbria.police.uk



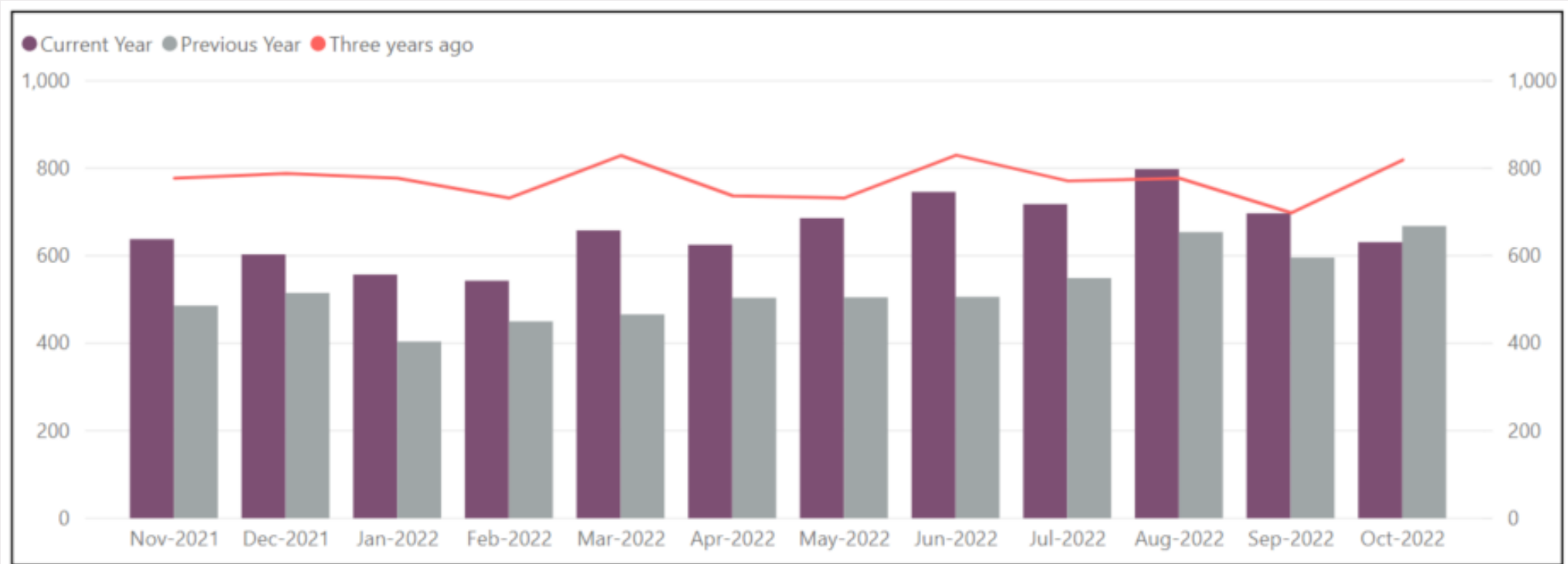
cumbriapolice



cumbriacops

Always call 999 in an emergency

Neighbourhood Crime - overview



Report online



www.cumbria.police.uk



cumbriapolice



cumbriacops

Always call 999 in an emergency

Neighbourhood Crime Figures

OffenceGroup	12 Month Status	Most Recent 12 Months	Same Period Last Year	% Change from Previous Year	Pre Covid Comparison	Pre Covid % Change	3 Year Average	3 Year Average % Change	Positive Outcome Rate
Robbery	Normal	161	138	16.7%	149	7.9%	141	14.2%	22.4%
+ Robbery of personal property	High	145	123	17.9%	124	17.2%	121	19.8%	16.6%
+ Robbery of business property	Low	16	15	6.7%	25	-37.0%	20	-20.0%	75.0%
Theft offences	Low	5192	4093	26.9%	6008	-13.6%	4805	8.1%	14.3%
+ Other Theft	Low	2845	2276	25.0%	3076	-7.5%	2555	11.3%	4.1%
+ Bicycle Theft	Normal	238	175	36.0%	251	-5.1%	215	10.5%	3.4%
+ Shoplifting	Low	2013	1549	30.0%	2519	-20.1%	1919	4.9%	30.7%
+ Theft from the person	Low	96	93	3.2%	162	-40.9%	115	-16.3%	4.2%
Vehicle Offences	Low	883	730	21.0%	1111	-20.5%	902	-2.1%	6.8%
+ Theft Or Unauthorised Taking Of Motor Vehicle	High	285	208	37.0%	253	12.8%	227	25.6%	7.7%
+ Aggravated Vehicle Taking	Normal	58	53	9.4%	62	-6.3%	53	9.4%	29.3%
+ Theft From Vehicle	Low	425	351	21.1%	635	-33.1%	477	-10.9%	4.0%
+ Interfering With A Motor Vehicle	Low	115	118	-2.5%	162	-28.9%	145	-20.7%	3.5%
Burglary	Low	1664	1342	24.0%	2060	-19.2%	1731	-3.9%	6.5%
+ Burglary Business and Community	Low	619	493	25.6%	796	-22.3%	638	-2.9%	7.6%
+ Burglary Residential	Low	1045	849	23.1%	1264	-17.3%	1093	-4.4%	5.8%
Total	Low	7900	6303	25.3%	9328	-15.3%	7578	4.2%	12.0%



Report online



www.cumbria.police.uk



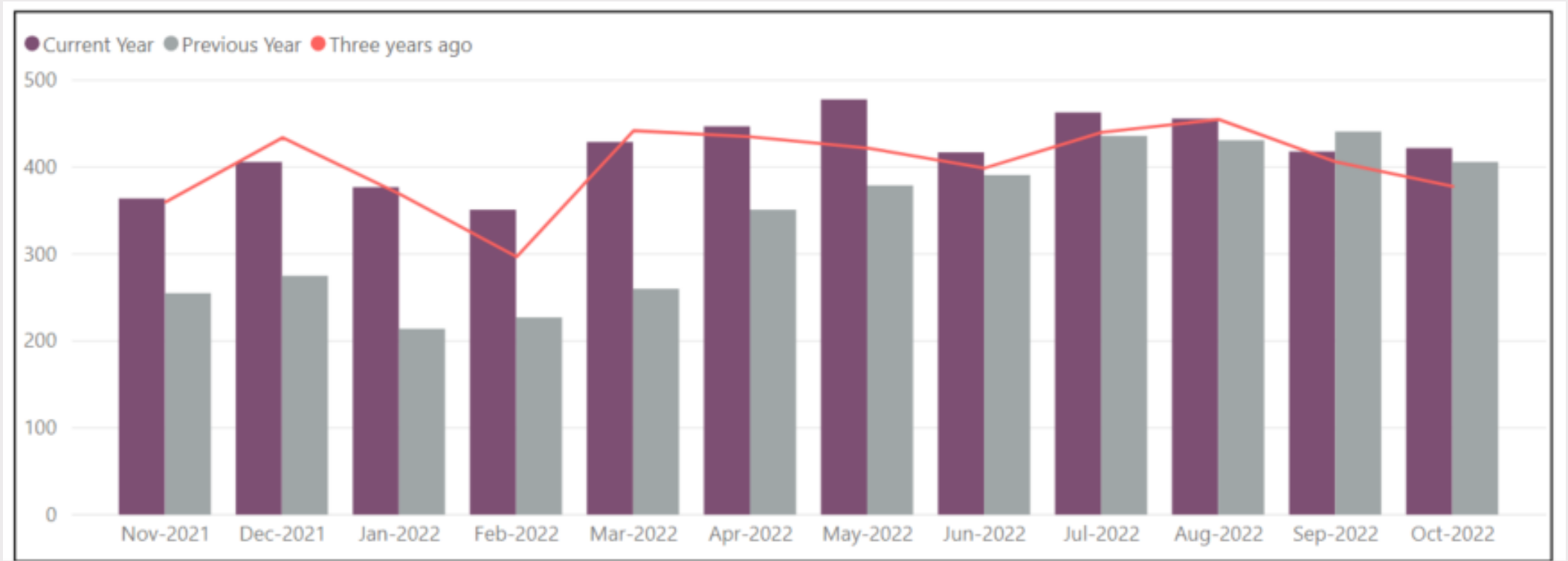
cumbriapolice



cumbriacops

Always call 999 in an emergency

Violence with Injury Offences



Report online



www.cumbria.police.uk



cumbriapolice



cumbriacops

Always call 999 in an emergency

Violence with Injury Figures

OffenceGroup	12 Month Status	Most Recent 12 Months	Same Period Last Year	% Change from Previous Year	Pre Covid Comparison	Pre Covid % Change	3 Year Average	3 Year Average % Change	Positive Outcome Rate
<input type="checkbox"/> Violence against the person	High	5028	4066	23.7%	4872	3.2%	4374	15.0%	13.6%
<input type="checkbox"/> Violence with Injury	High	5028	4066	23.7%	4872	3.2%	4374	15.0%	13.6%
<input type="checkbox"/> Causing or allowing death or serious physical harm to child or vulnerable person	High	6	1	500.0%	0		0	1700.0%	
<input type="checkbox"/> Assault with injury on an emergency worker (other than a constable)	High	53	38	39.5%	0		17	211.8%	20.8%
<input type="checkbox"/> Racially or religiously aggravated assault with injury	Normal	20	13	53.8%	16	23.1%	14	42.9%	5.0%
<input type="checkbox"/> Assault with injury on a constable	High	101	73	38.4%	76	33.6%	71	42.3%	63.4%
<input type="checkbox"/> Assault with intent to cause serious harm	High	237	200	18.5%	202	17.5%	206	15.2%	22.4%
<input type="checkbox"/> Assault with injury	Normal	4601	3732	23.3%	4552	1.1%	4050	13.6%	12.0%
<input type="checkbox"/> Intentional Destruction Of A Viable Unborn Child	Normal	0	0	0.0%	0		0	0.0%	
<input type="checkbox"/> Attempted murder	Low	5	4	25.0%	12	-59.2%	7	-25.0%	20.0%
<input type="checkbox"/> Endangering Life	Low	5	5	0.0%	14	-64.5%	9	-46.4%	20.0%
Total	High	5028	4066	23.7%	4872	3.2%	4374	15.0%	13.6%



Report online



www.cumbria.police.uk



cumbriapolice



cumbriacops

Always call 999 in an emergency

Homicide

OffenceGroup	12 Month Status	Most Recent 12 Months	Same Period Last Year	% Change from Previous Year	Pre Covid Comparison	Pre Covid % Change	3 Year Average	3 Year Average % Change	Positive Outcome Rate
<input type="checkbox"/> Violence against the person	Low	1	5	-80.0%	5	-78.2%	6	-82.4%	400.0%
<input type="checkbox"/> Homicide	Low	1	5	-80.0%	5	-78.2%	6	-82.4%	400.0%
<input type="checkbox"/> Corporate manslaughter	Normal	0	0	0.0%	0		0	0.0%	
<input type="checkbox"/> Infanticide	Normal	0	0	0.0%	0		0	0.0%	
<input type="checkbox"/> Manslaughter	Normal	1	2	-50.0%	1	0.0%	1	0.0%	100.0%
<input type="checkbox"/> Murder	Low	0	3	-100.0%	4	-100.0%	5	-100.0%	
Total	Low	1	5	-80.0%	5	-78.2%	6	-82.4%	400.0%

County lines or drug related homicides – zero in the last 12 months, one of the 3 murders in the previous 12 months was drug related. There have been attempted murders which are drug related, but none in the last 12 months:

OffenceSubGroup2	12 Month Status	Most Recent 12 Months	Same Period Last Year	% Change from Previous Year	Pre Covid Comparison	Pre Covid % Change	3 Year Average	3 Year Average % Change	Positive Outcome Rate
Attempted murder	Low	0	3	-100.0%	2	-100.0%	2	-100.0%	



Report online



www.cumbria.police.uk



cumbriapolice



cumbriacops

Always call 999 in an emergency

Serious Violence - Crimes Involving Firearms

Offences involving firearm use (not air weapon or BB Gun)- ADR 131				
OffenceGroup	Baseline	Crimes	Diff from Baseline	% Change from Baseline
Arson and Criminal Damage			5	5
Fired causing property damage			4	4
Used as a threat			1	1
Burglary	1	1	0	0.0%
Used as a threat	1	1	0	0.0%
Possession of weapons offences	5	5	0	0.0%
Fired, no injury or property damage	2	1	-1	-50.0%
Used as a threat	3	4	1	33.3%
Public order offences	6	5	-1	-16.7%
Fired, no injury or property damage	1		-1	-100.0%
Used as a threat	5	5	0	0.0%
Robbery	3	1	-2	-66.7%
Used as a threat	3	1	-2	-66.7%
Violence against the person	9	11	2	22.2%
Fired causing injury to a person	1	1	0	0.0%
Fired, no injury or property damage	1	1	0	0.0%
Used as a blunt instrument	1		-1	-100.0%
Used as a threat	6	9	3	50.0%
Total	24	28	4	16.7%

Lethal barrelled				
WeaponUsage	Baseline	Crimes	Diff from Baseline	% Change from Baseline
Fired causing injury to a person			1	1
Fired, no injury or property damage	1	2	1	100.0%
Total	1	3	2	200.0%



Report online



www.cumbria.police.uk



cumbriapolice



cumbriacops

Always call 999 in an emergency

Serious Violence - Crimes Involving Sharp Weapons

Offences involving knives or sharp weapons (selected crime groups)

OffenceGroup	Baseline	Crimes	Diff from Baseline	% Change from Baseline
<input type="checkbox"/> Robbery	27	41	14	51.9%
<input type="checkbox"/> Robbery of business property	7	3	-4	-57.1%
<input type="checkbox"/> Robbery of personal property	20	38	18	90.0%
<input type="checkbox"/> Sexual offences	4	4	0	0.0%
<input type="checkbox"/> Other Sexual Offences	1		-1	-100.0%
<input type="checkbox"/> Rape	3	4	1	33.3%
<input type="checkbox"/> Violence against the person	122	132	10	8.2%
<input type="checkbox"/> Violence with Injury	103	111	8	7.8%
Assault with injury	52	71	19	36.5%
Assault with injury on a constable	1	2	1	100.0%
Assault with injury on an emergency worker (other than a constable)		1	1	
Assault with intent to cause serious harm	44	36	-8	-18.2%
Attempted murder	6	1	-5	-83.3%
<input type="checkbox"/> Violence without Injury	19	21	2	10.5%
Total	153	177	24	15.7%



Report online



www.cumbria.police.uk



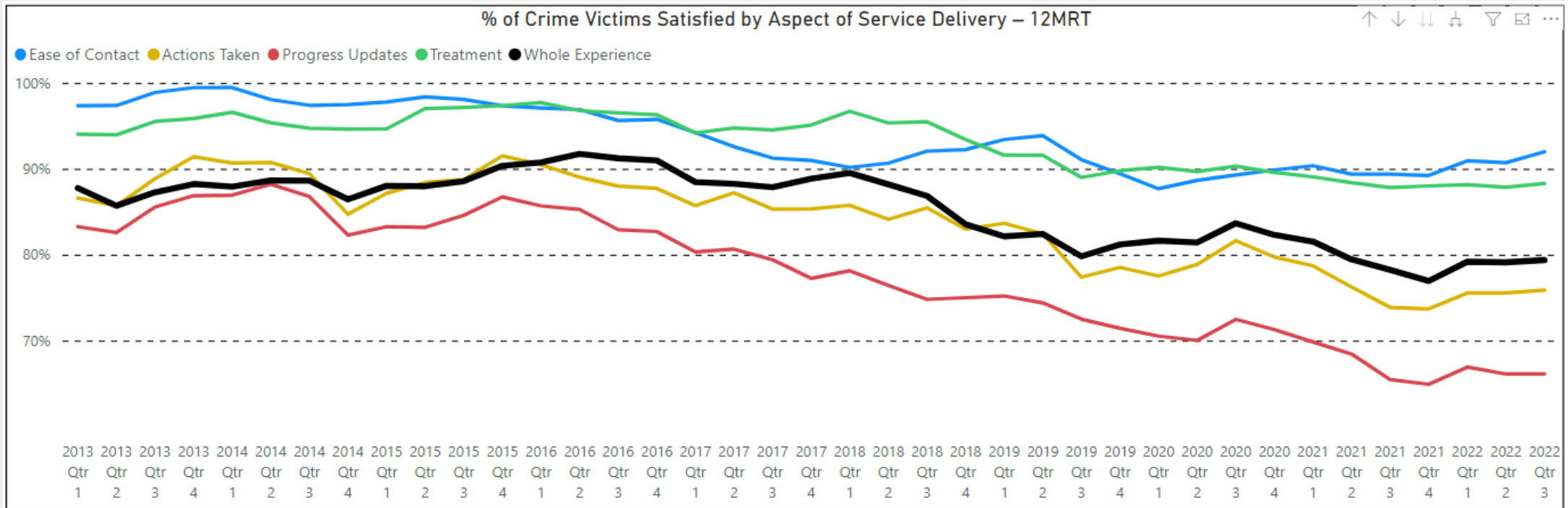
cumbriapolice



cumbriacops

Always call 999 in an emergency

Victim Satisfaction Crime



Report online



www.cumbria.police.uk



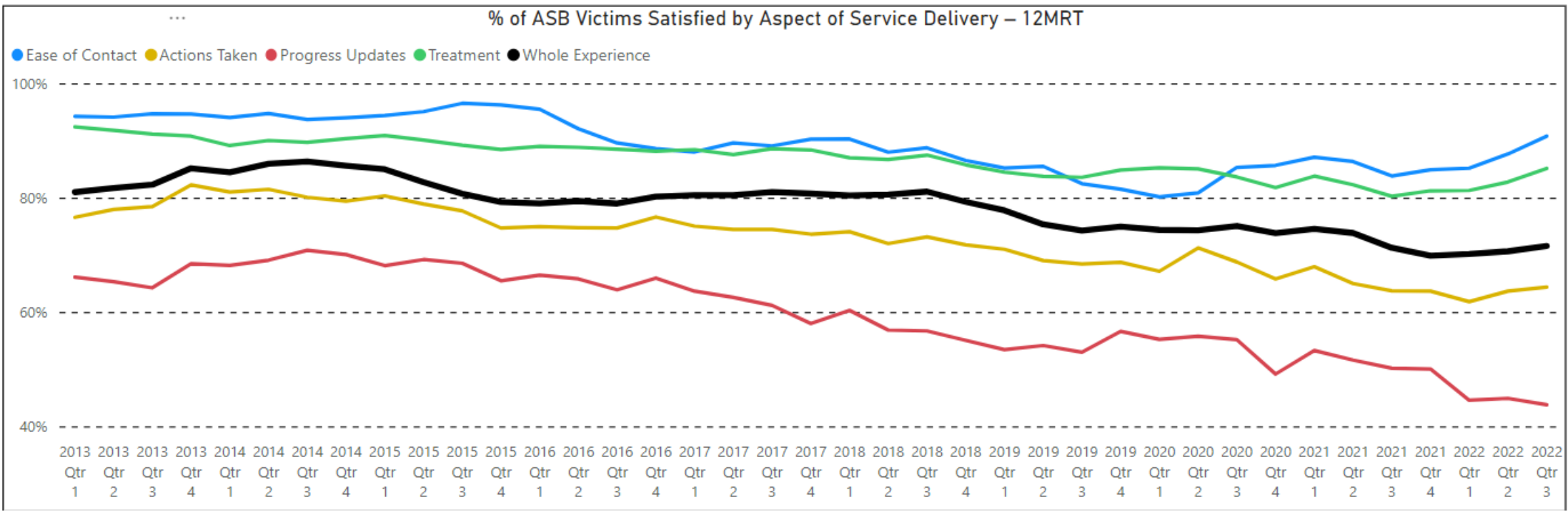
cumbriapolice



cumbriacops

Always call 999 in an emergency

Victim Satisfaction ASB



Report online



www.cumbria.police.uk



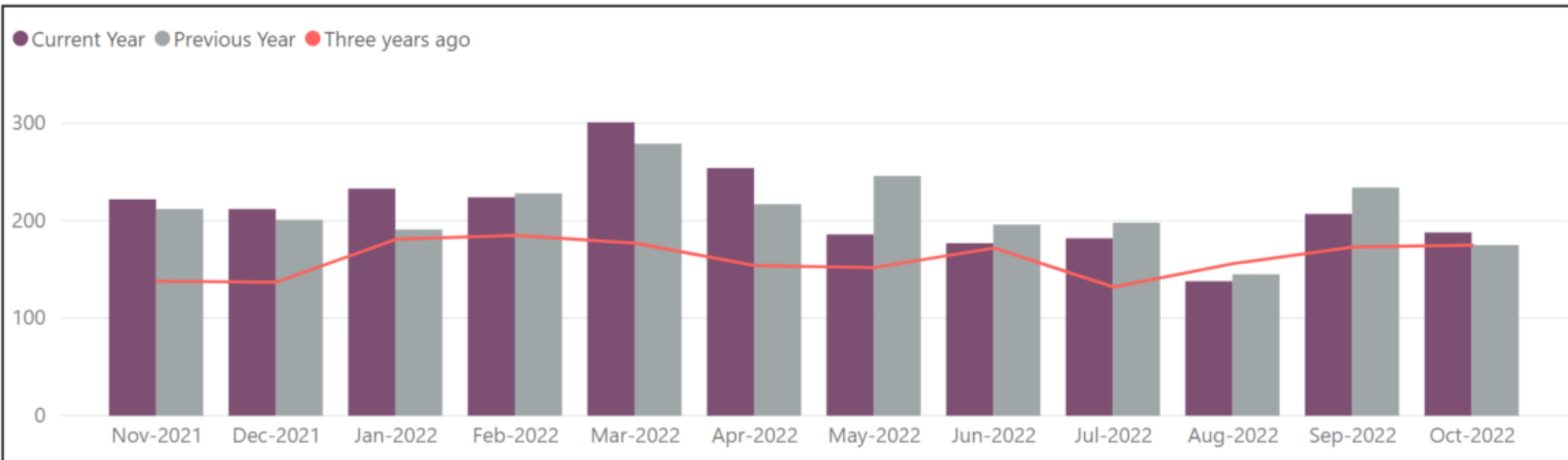
cumbriapolice



cumbriacops

Always call 999 in an emergency

Cyber Crime Overview



Report online



www.cumbria.police.uk



cumbriapolice



cumbriacops

Always call 999 in an emergency

Cyber Crime Figures

Offence Group	12 Month Status	Most Recent 12 Months	Same Period Last Year	% Change from Previous Year	Pre Covid Comparison	Pre Covid % Change	3 Year Average	3 Year Average % Change	Positive Outcome Rate
⊕ Burglary	High	3	2	50.0%	0	3500.0%	1	350.0%	
⊕ Theft offences	High	202	153	32.0%	50	304.0%	87	131.3%	1.5%
⊕ Vehicle Offences	High	2	3	-33.3%	0		1	50.0%	
⊕ Fraud	High	212	238	-10.9%	76	180.8%	163	30.1%	6.1%
⊕ Miscellaneous Crimes Against Society	High	279	250	11.6%	231	21.0%	230	21.1%	16.1%
⊕ Public order offences	High	153	162	-5.6%	85	80.4%	127	20.2%	34.0%
⊕ Sexual offences	Normal	250	206	21.4%	237	5.6%	219	14.0%	14.0%
⊕ Violence against the person	High	1402	1479	-5.2%	1176	19.2%	1318	6.4%	9.4%
⊕ Drug offences	Normal	1	0	0.0%	0	300.0%	1	0.0%	100.0%
⊕ Robbery	High	1	0	0.0%	0		0	0.0%	
⊕ Arson and Criminal Damage	High	5	7	-28.6%	2	200.0%	5	-6.2%	20.0%
⊕ Hate Incident	Normal	12	14	-14.3%	12	-2.7%	14	-16.3%	
⊕ Reported Incidents	Low	2	6	-66.7%	14	-85.6%	8	-76.0%	
⊕ Possession of weapons offences	Normal	0	2	-100.0%	1	-100.0%	1	-100.0%	
Total	High	2524	2522	0.1%	1884	34.0%	2177	15.9%	11.2%



Report online



www.cumbria.police.uk



cumbriapolice



cumbriacops

Always call 999 in an emergency

Crimes with county lines tag

OffenceGroup	12MRT Status	Crimes	Crimes Previous Year	Crime Difference	% Change	3YrAve	Diff	%Change	Positive Outcomes	Positive Outcomes Previous Year	PO Difference	PO % Change	Positive Outcome Rate	PO Rate Previous year	PO Rate Difference
Arson and Criminal Damage	High	1	4	-3	-75.0%	1	0	-25.0%							
Burglary	Normal	0	2	-2	-100.0%	1	-1	-100.0%							
Drug offences	High	36	50	-14	-28.0%	22	14	66.2%	33	34	-1	-2.9%	91.7%	68.0%	23.7%
Miscellaneous Crimes Against Society	High	8	3	5	166.7%	2	6	242.9%	6	1	5	500.0%	75.0%	33.3%	41.7%
Possession of weapons	High	9	1	8	800.0%	2	7	350.0%	5		5	0.0%	55.6%		55.6%
Public order offences	High	1	0	1	0.0%	0	1	0.0%							
Robbery	High	1	2	-1	-50.0%	1	0	50.0%							
Sexual offences	High	1	0	1	0.0%	0	1	200.0%							
Theft offences	High	3	9	-6	-66.7%	4	-1	-18.2%	1		1	0.0%	33.3%		33.3%
Vehicle Offences	High	1	2	-1	-50.0%	1	0	0.0%							
Violence against the person	High	15	20	-5	-25.0%	11	4	36.4%	1	1	0	0.0%	6.7%	5.0%	1.7%
Total	High	76	93	-17	-18.3%	45	31	68.9%	46	36	10	27.8%	60.5%	38.7%	21.8%



Report online



www.cumbria.police.uk



cumbriapolice

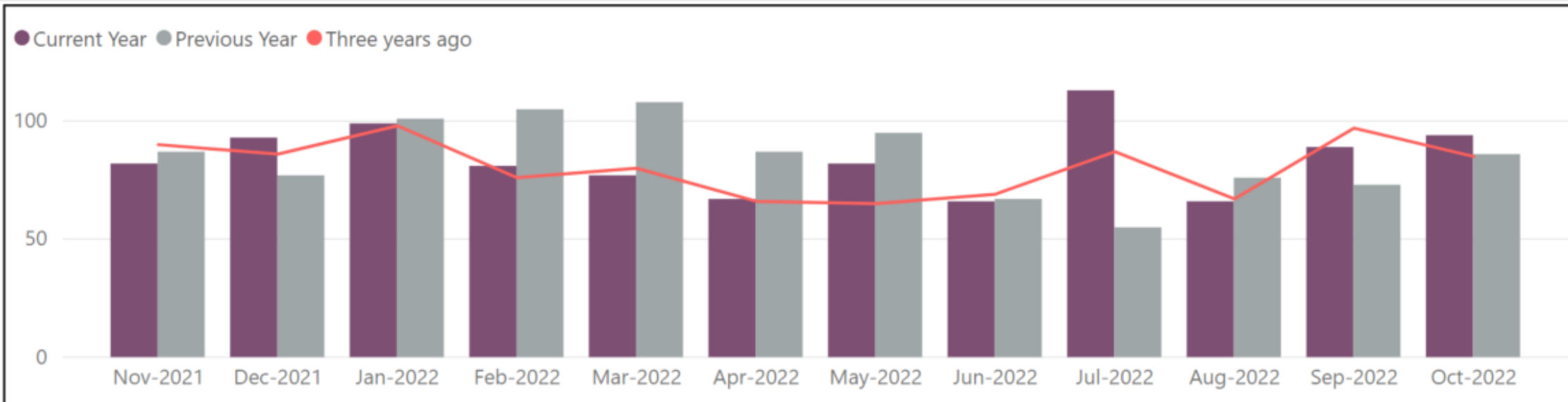


cumbriacops

Always call 999 in an emergency

Drugs trafficking / possession

OffenceGroup	Crimes	Crimes Previous Year	Crime Difference	% Change	Positive Outcomes	Positive Outcomes Previous Year	PO Difference	PO % Change	Positive Outcome Rate	PO Rate Previous year	PO Rate Difference
<input type="checkbox"/> Drug offences	1009	1017	-8	-0.8%	730	861	-131	-15.2%	72.3%	84.7%	-12.3%
<input type="checkbox"/> Possession of Drugs	828	862	-34	-3.9%	609	741	-132	-17.8%	73.6%	86.0%	-12.4%
<input type="checkbox"/> Trafficking In Controlled Drugs	181	155	26	16.8%	121	120	1	0.8%	66.9%	77.4%	-10.6%



Report online



www.cumbria.police.uk



cumbriapolice



cumbriacops

Always call 999 in an emergency

Referral to drug treatment

Cumbria Liaison & Diversion Service

Numbers of adult referrals to:

Primary care service

Specialist substance misuse service

Other agency

	November 2021 – October 2022	November 2020 – October 2021	July 2018 – June 2019
Intervention to address Substance Misuse	54	53	47



Report online



www.cumbria.police.uk



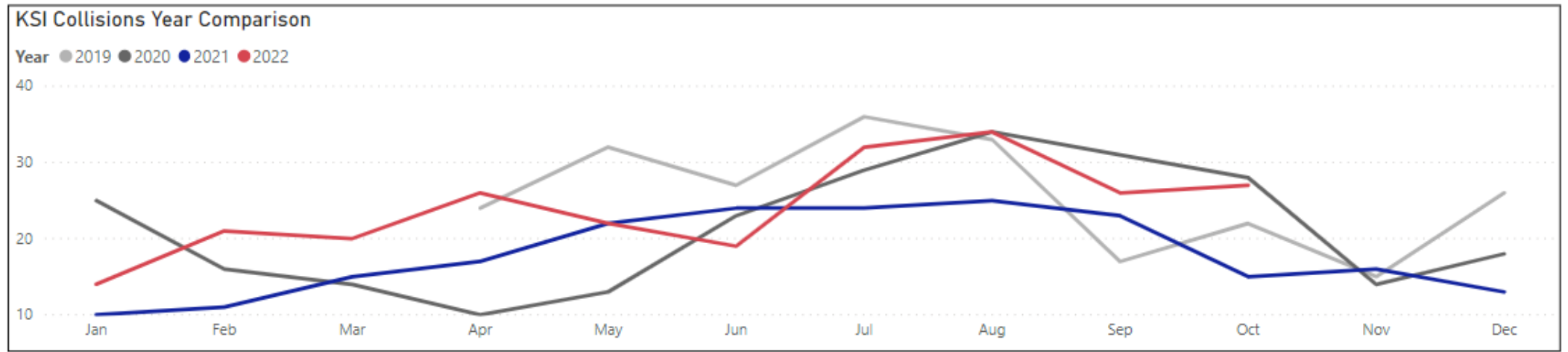
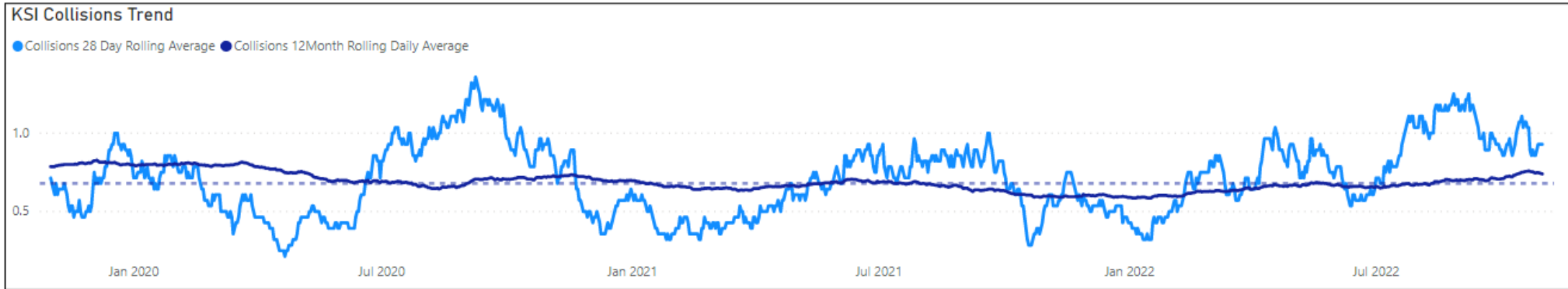
cumbriapolice



cumbriacops

Always call 999 in an emergency

KSI - Trends



Report online



www.cumbria.police.uk



cumbriapolice



cumbriacops

Always call 999 in an emergency

KSI – Collisions and Casualties

Collisions															
FY_YearName	KSI Collisions	Last Year	Diff	% change KSIs	KSI Collisions 2 yrs ago	Diff	% change KSIs 2Yrs	KSI Casualties	Last Year	KSI Casualties Last Year	Diff	% change	KSI Casualties 2 yrs ago	Diff	% change 2yrs
FY 2020/21	121	163	-42	-25.8%	60	61	101.7%	129	167		-38	-22.8%	65	64	98.5%
FY 2021/22	113	121	-8	-6.6%	163	-50	-30.7%	118	129		-11	-8.5%	167	-49	-29.3%
FY 2022/23	92	78	14	17.9%	89	3	3.4%	95	83		12	14.5%	94	1	1.1%
Apr-2022	10	9	1	11.1%	4	6	150.0%	10	9		1	11.1%	5	5	100.0%
May-2022	9	11	-2	-18.2%	5	4	80.0%	10	11		-1	-9.1%	5	5	100.0%
Jun-2022	10	14	-4	-28.6%	15	-5	-33.3%	10	16		-6	-37.5%	15	-5	-33.3%
Jul-2022	18	16	2	12.5%	14	4	28.6%	18	18		0	0.0%	14	4	28.6%
Aug-2022	18	10	8	80.0%	16	2	12.5%	19	11		8	72.7%	18	1	5.6%
Sep-2022	11	13	-2	-15.4%	19	-8	-42.1%	12	13		-1	-7.7%	19	-7	-36.8%
Oct-2022	16	5	11	220.0%	16	0	0.0%	16	5		11	220.0%	18	-2	-11.1%
Total	326	362	-36	-9.9%	312	14	4.5%	342	379		-37	-9.8%	326	16	4.9%



Report online



www.cumbria.police.uk



cumbriapolice



cumbriacops

Always call 999 in an emergency

Fraud

Total

OffenceGroup	12 Month Status	Most Recent 12 Months	Same Period Last Year	% Change from Previous Year	Pre Covid Comparison	Pre Covid % Change	3 Year Average	3 Year Average % Change	Positive Outcome Rate
⊕ Fraud	Low	559	577	-3.1%	740	-24.4%	618	-9.6%	6.8%
Total	Low	559	577	-3.1%	740	-24.4%	618	-9.6%	6.8%

Online

OffenceGroup	12 Month Status	Most Recent 12 Months	Same Period Last Year	% Change from Previous Year	Pre Covid Comparison	Pre Covid % Change	3 Year Average	3 Year Average % Change	Positive Outcome Rate
⊕ Fraud	High	212	238	-10.9%	76	180.8%	163	30.1%	6.1%
Total	High	212	238	-10.9%	76	180.8%	163	30.1%	6.1%



Report online



www.cumbria.police.uk



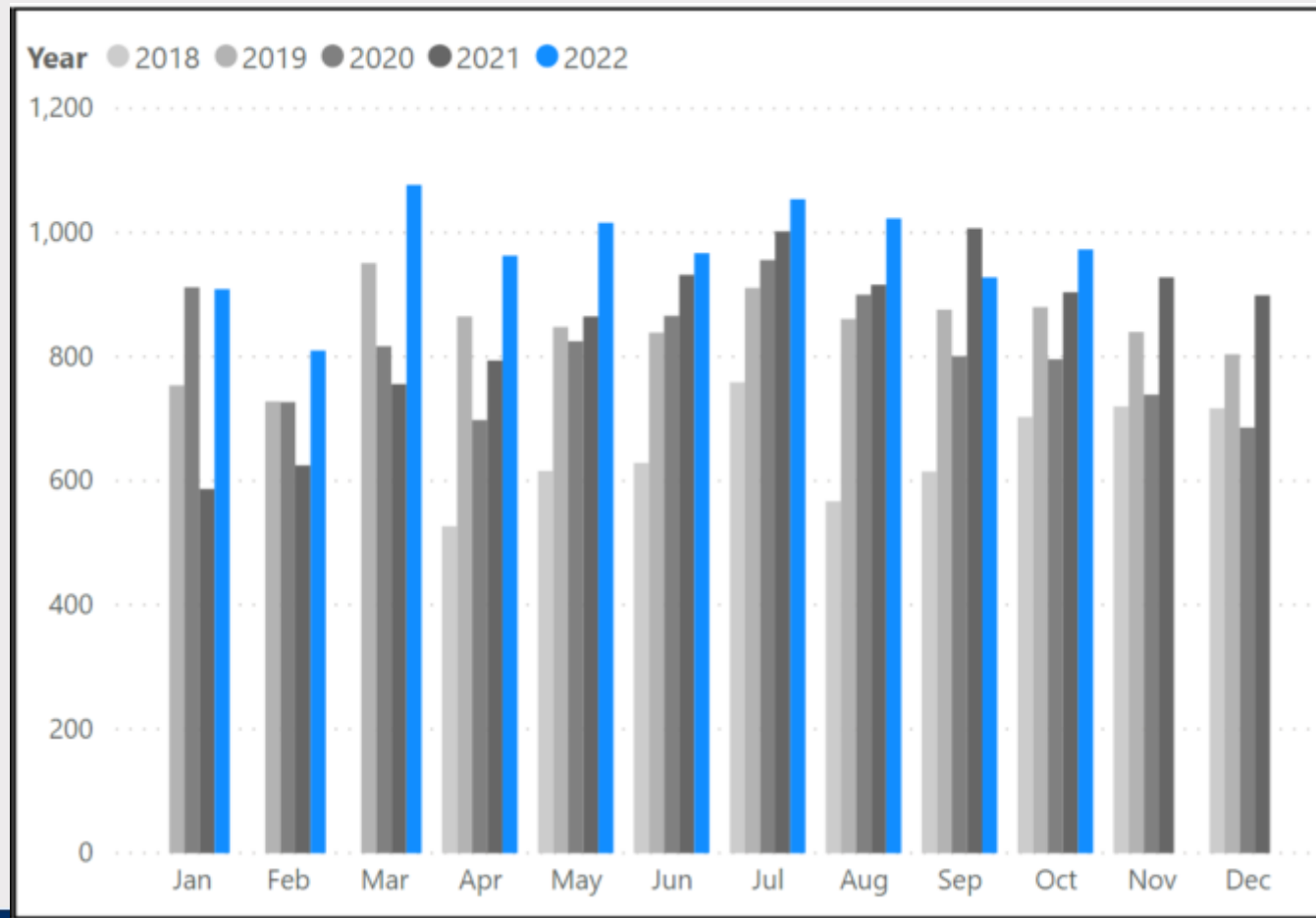
cumbriapolice



cumbriacops

Always call 999 in an emergency

Violence against Women and Girls



Report online



www.cumbria.police.uk



cumbriapolice



cumbriacops

Always call 999 in an emergency

Violence against Women and Girls

VAWG Offences - Female Victim, HBA Indicator or DA, Prostitution

OffenceClassification	Selected Period	Previous Year	% Change	Previous 3Yr Average	Difference	% Change
VAWG_Offence_Category	9616	8088	18.9%	8090	1526	18.9%
+ Violence against the person	5927	5137	15.4%	5188	739	14.2%
+ Public order offences	2336	1926	21.3%	1871	465	24.9%
+ Sexual offences	1353	1025	32.0%	1031	322	31.2%
Other Offence with HBA or DV marker	1930	1721	12.1%	1809	121	6.7%
+ Violence against the person	1280	1180	8.5%	1221	59	4.8%
+ Arson and Criminal Damage	314	256	22.7%	301	13	4.3%
+ Theft offences	123	107	15.0%	108	15	13.9%
+ Fraud	46	40	15.0%	47	-1	-2.1%
+ Miscellaneous Crimes Against Society	46	34	35.3%	36	10	27.8%
+ Burglary	42	49	-14.3%	39	3	7.7%
+ Reported Incidents	29	22	31.8%	25	4	16.0%
+ Vehicle Offences	28	21	33.3%	20	8	40.0%
+ Possession of weapons offences	13	3	333.3%	2	11	550.0%
+ Robbery	9	7	28.6%	9	0	0.0%
+ Hate Incident		2	-100.0%	1	-1	-100.0%
Prostitution	1	4	-75.0%	2	-1	-50.0%
Total	11547	9813	17.7%	9902	1645	16.6%

Crime state and outcomes of crimes recorded in selected period

Outcome Code	N100	NOT RESOLVED - CLOSED INVESTIGATION	NOT RESOLVED - OPEN INVESTIGATION	RESOLVED	Total
	25		1333		1358
OC1				435	435
OC1A				121	121
OC2				9	9
OC2A				4	4
OC3				30	30
OC3A				3	3
OC8				274	274
OC10				5	5
OC11		33			33
OC12		54			54
OC13		11			11
OC14		785			785
OC15		1574			1574
OC16		5059			5059
OC17		90			90
OC18		1205			1205
OC20		78			78
OC21		271			271
OC22		58		90	148
Total	25	9218	1333	971	11547



Report online



www.cumbria.police.uk



cumbriapolice

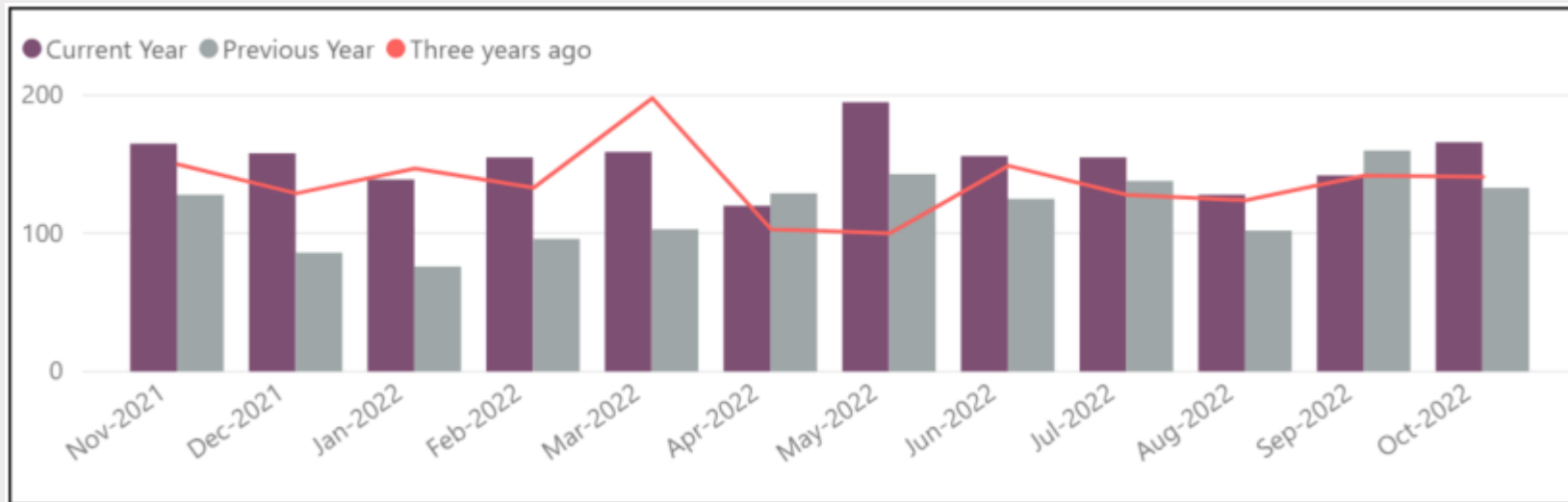


cumbriacops

Always call 999 in an emergency

Sexual Offences – RASSO Figures

Offence Group	12 Month Status	Most Recent 12 Months	Same Period Last Year	% Change from Previous Year	Pre Covid Comparison	Pre Covid % Change	3 Year Average	3 Year Average % Change	Positive Outcome Rate
<input type="checkbox"/> Sexual offences	High	1838	1419	29.5%	1606	14.5%	1457	26.1%	8.7%
<input type="checkbox"/> Other Sexual Offences	High	1269	970	30.8%	1089	16.6%	981	29.3%	10.2%
<input type="checkbox"/> Rape	High	569	449	26.7%	517	10.1%	476	19.6%	5.3%
Total	High	1838	1419	29.5%	1606	14.5%	1457	26.1%	8.7%



Report online



www.cumbria.police.uk



cumbriapolice



cumbriacops

Always call 999 in an emergency

Sexual Offences – Domestic Abuse



Positive Outcomes (Codes 1-4 and 6-8) - Domestic Abuse Crimes

Number of Positive Outcomes	22
Rate of Positive Outcomes	7.1%
Number of Positive Outcomes Same Period Last Year	11
Rate of Positive Outcomes Same Period Last Year	4.2%
Positive Outcome Rate Difference	2.9%

12 Month Status	Most Recent 12 Months	Same Period Last Year	% Change from Previous Year	Pre Covid Comparison	Pre Covid % Change	3 Year Average	3 Year Average % Change
High	310	260	19.2%	244	27.0%	249	24.7%



Report online



www.cumbria.police.uk



cumbriapolice

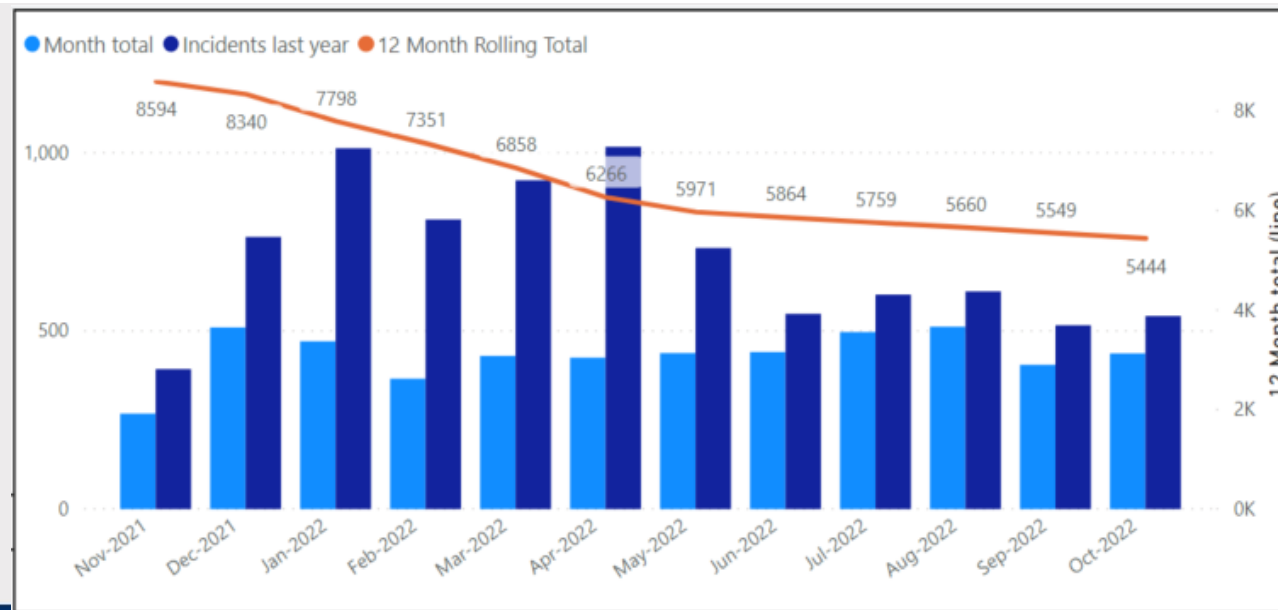


cumbriacops

Always call 999 in an emergency

ASB

IncidentType	Incidents	Same period last year	Difference	% change	3 year average	3 year difference	% change 3 year average	3 years ago
ANTI-SOCIAL BEHAVIOUR - ENVIRONMENTAL	306	2123	-1817	-85.6%	1303	-997	-76.5%	384
ANTI-SOCIAL BEHAVIOUR - NUISANCE	4353	5816	-1463	-25.2%	6280	-1927	-30.7%	5955
ANTI-SOCIAL BEHAVIOUR - PERSONAL	785	926	-141	-15.2%	1197	-412	-34.4%	1499
Total	5444	8865	-3421	-38.6%	8780	-3336	-38.0%	7838



Report online



www.cumbria.police.uk



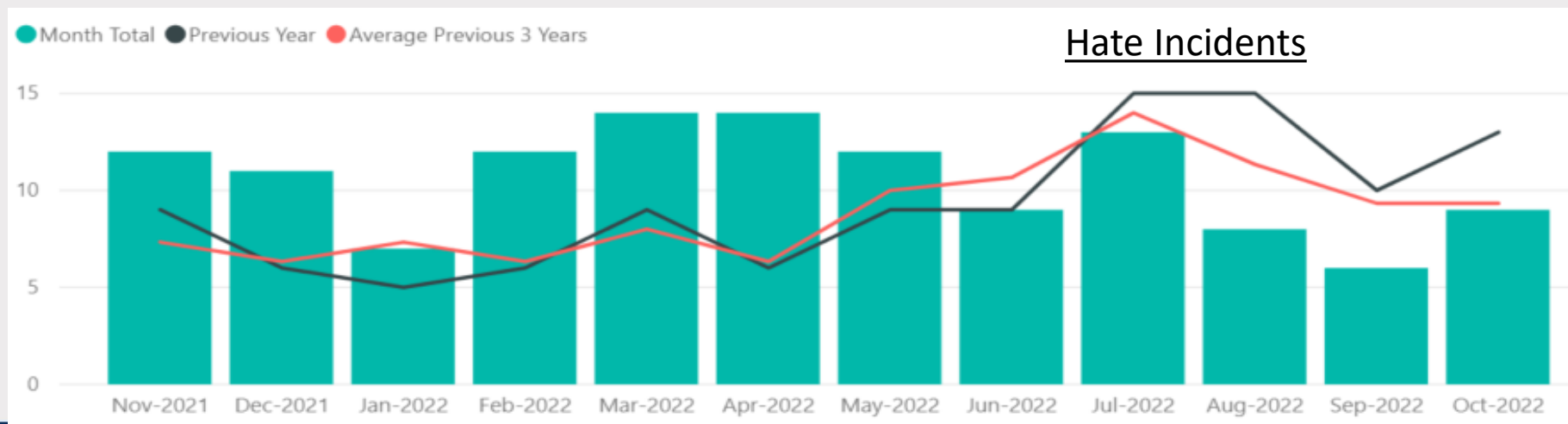
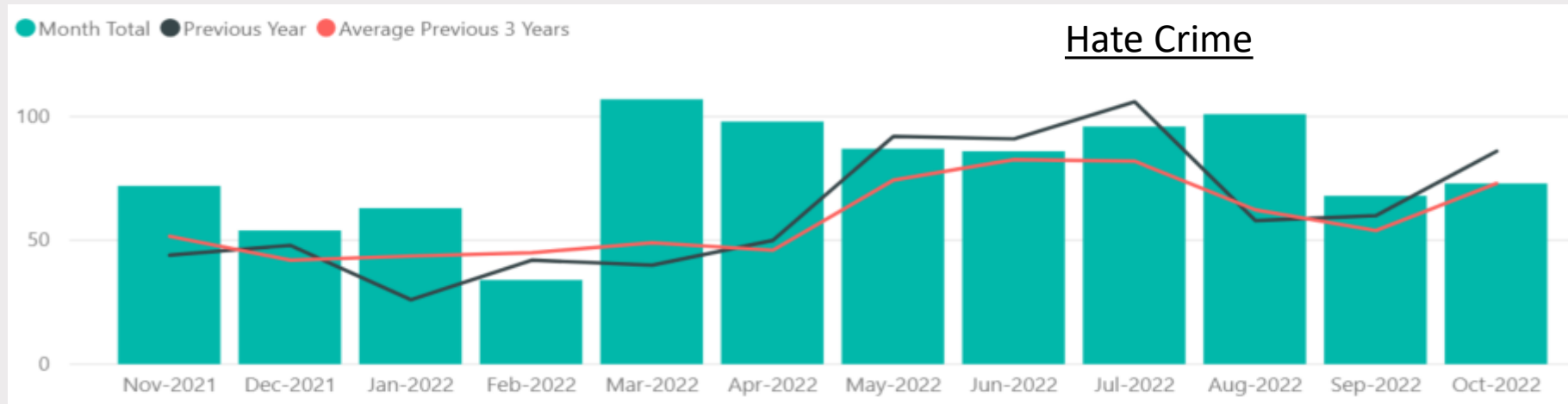
cumbriapolice



cumbriacops

Always call 999 in an emergency

Hate Crimes and Incidents



Report online



www.cumbria.police.uk



cumbriapolice



cumbriacops

Always call 999 in an emergency

Police recorded crime – published statistics year to end June 2022

England and Wales (not including British Transport Police)

Crimes Recorded					
Offence Group	Crimes	Last Year	Diff %	2019/20	2019/20 Diff %
☒ Criminal damage and arson	538,292	500662	7.5%	536130	0.4%
☒ Drug offences	173,595	199031	-12.8%	179084	-3.1%
☒ Miscellaneous crimes against society	113,259	113586	-0.3%	101721	11.3%
☒ Possession of weapons offences	51,432	45479	13.1%	44843	14.7%
☒ Public order offences	601,532	523436	14.9%	438143	37.3%
☒ Robbery	69,367	62790	10.5%	85014	-18.4%
☒ Sexual offences	197,612	163893	20.6%	156554	26.2%
☒ Theft offences	1,584,550	1356772	16.8%	1840121	-13.9%
☒ Violence against the person	2,127,302	1881375	13.1%	1704439	24.8%
Total	5,456,941	4847024	12.6%	5086049	7.3%

Cumbria

Crimes Recorded					
Offence Group	Crimes	Last Year	Diff %	2019/20	2019/20 Diff %
☒ Criminal damage and arson	5,199	4543	14.4%	5711	-9.0%
☒ Drug offences	941	1087	-13.4%	934	0.7%
☒ Miscellaneous crimes against society	719	683	5.3%	690	4.2%
☒ Possession of weapons offences	285	245	16.3%	276	3.3%
☒ Public order offences	4,682	4008	16.8%	4226	10.8%
☒ Robbery	154	124	24.2%	141	9.2%
☒ Sexual offences	1,796	1337	34.3%	1452	23.7%
☒ Theft offences	7,414	6083	21.9%	8755	-15.3%
☒ Violence against the person	17,340	14103	23.0%	16020	8.2%
Total	38,530	32213	19.6%	38205	0.9%



Report online



www.cumbria.police.uk



cumbriapolice



cumbriacops

Always call 999 in an emergency

999 and 101 Data



Report **online**



www.cumbria.police.uk



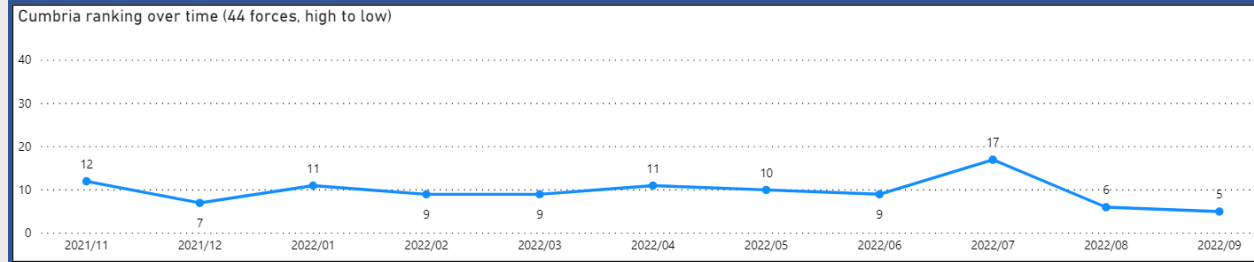
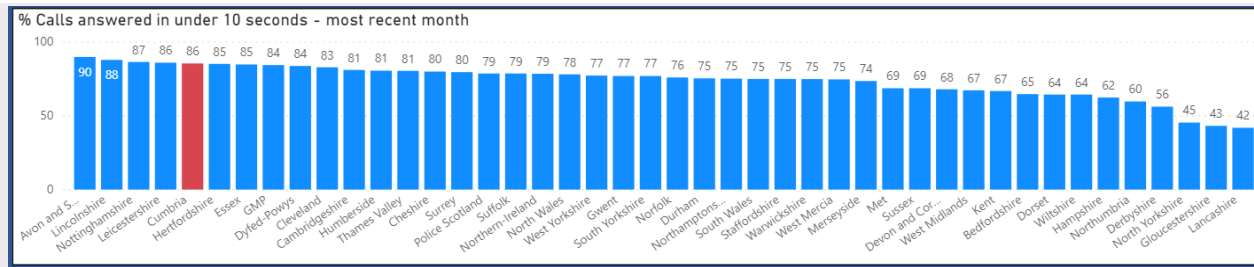
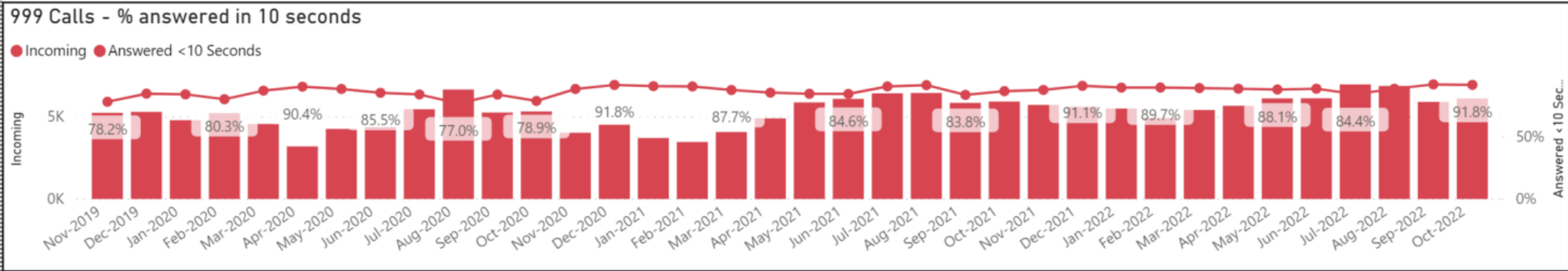
[cumbriapolice](https://www.facebook.com/cumbriapolice)



[cumbriacops](https://www.instagram.com/cumbriacops)

Always call **999** in an emergency

999 Data



Report online



www.cumbria.police.uk



cumbriapolice

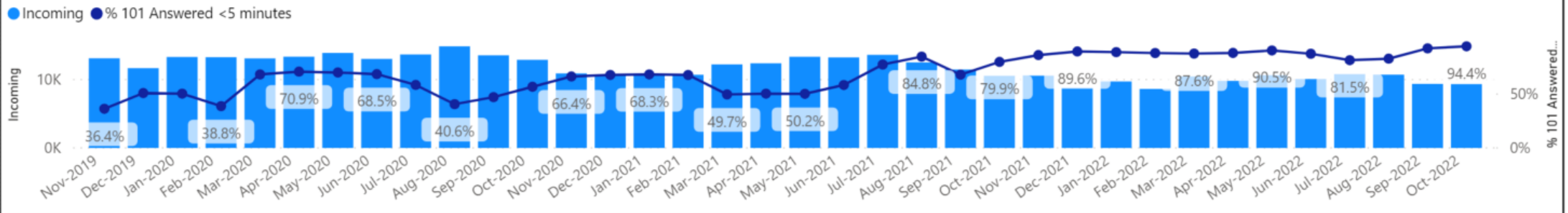


cumbriacops

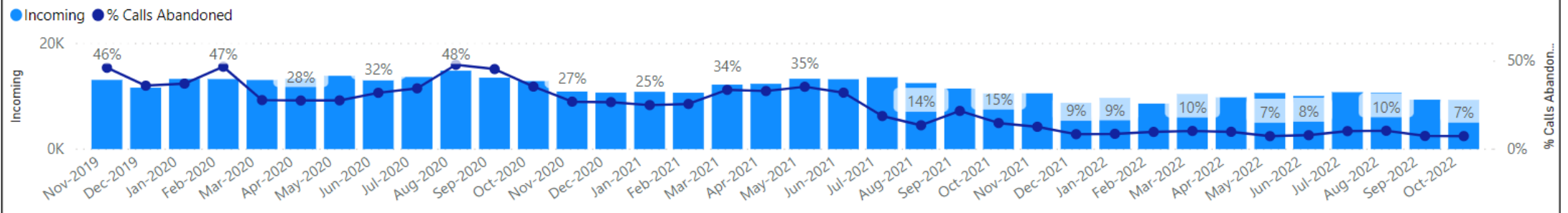
Always call 999 in an emergency

101 Data

101 Calls - Answered in 5 minutes



101 Calls - Abandonment Rate



Report online



www.cumbria.police.uk



cumbriapolice



cumbriacops

Always call 999 in an emergency

HMICFRS AFI's



Report **online**



www.cumbria.police.uk



[cumbriapolice](https://www.facebook.com/cumbriapolice)



[cumbriacops](https://www.instagram.com/cumbriacops)

Always call **999** in an emergency

10087: The force should ensure effective external scrutiny of its use of stop and search powers.

10088: *The force should ensure effective external scrutiny of its use of force.*



Report **online**



www.cumbria.police.uk



cumbriapolice



cumbriacops

Always call **999** in an emergency

10089: The force should ensure that its counter-corruption unit:

- has enough capability and capacity to counter corruption proactively and effectively; and
- continues to build effective relationships with individuals and organisations that support and work with vulnerable people



Report **online**



www.cumbria.police.uk



cumbriapolice



cumbriacops

Always call **999** in an emergency

16302: Roads Policing Not Optional – The efficient and effective exchange of all collision data with other relevant bodies is an area for improvement.



Report **online**



www.cumbria.police.uk



cumbriapolice



cumbriacops

Always call **999** in an emergency

16345: Roads Policing Not Optional – The awareness and understanding of the changes in the Professionalising Investigation Programme within police forces is an area for improvement



Report **online**



www.cumbria.police.uk



[cumbriapolice](https://www.facebook.com/cumbriapolice)



[cumbriacops](https://www.instagram.com/cumbriacops)

Always call **999** in an emergency

18438: Getting the balance right? An inspection of how effectively the police deal with protests – On a national, regional and local basis, the police should develop a stronger rationale for determining the number of commanders, specialist officers and staff needed to police protests.



Report **online**



www.cumbria.police.uk



cumbriapolice



cumbriacops

Always call **999** in an emergency

18482: Getting the balance right? An inspection of how effectively the police deal with protests – Protest related CIA's are an area for improvement, particularly those that need to be completed after the event...



Report **online**



www.cumbria.police.uk



cumbriapolice



cumbriacops

Always call **999** in an emergency

18525: Getting the balance right? An inspection of how effectively the police deal with protests – Forces should improve the quality of protest related intelligence they provide to NPOCC's strategic intelligence briefing team...



Report **online**



www.cumbria.police.uk



cumbriapolice



cumbriacops

Always call **999** in an emergency

The force must make sure that ethnicity is accurately recorded following stop and search activity, and that data is analysed to help the force understand stop and search disproportionality



Report **online**



www.cumbria.police.uk



cumbriapolice



cumbriacops

Always call **999** in an emergency

The force must improve the workforce's recording of use of force so that communities in Cumbria can have trust and confidence that it is fair and proportionate



Report **online**



www.cumbria.police.uk



cumbriapolice



cumbriacops

Always call **999** in an emergency

The force must review its neighbourhood policing resourcing and deployment model to ensure that it can respond to current and future demand



Report **online**



www.cumbria.police.uk



cumbriapolice



cumbriacops

Always call **999** in an emergency

The force must review its neighbourhood policing abstraction policy and ensure that abstractions are effectively monitored



Report **online**



www.cumbria.police.uk



[cumbriapolice](https://www.facebook.com/cumbriapolice)



[cumbriacops](https://www.instagram.com/cumbriacops)

Always call **999** in an emergency

The force should improve how it responds to non-emergency public calls for service and reduce the abandonment rate and wait times



Report **online**



www.cumbria.police.uk



cumbriapolice



cumbriacops

Always call **999** in an emergency

The force should make sure that call handlers give appropriate advice on crime prevention and the preservation of evidence



Report **online**



www.cumbria.police.uk



[cumbriapolice](https://www.facebook.com/cumbriapolice)



[cumbriacops](https://www.instagram.com/cumbriacops)

Always call **999** in an emergency

The force needs to put in place appropriate governance and monitoring processes for the use and application of outcomes leaders need to make sure the use of outcomes is appropriate and complies with force and national policy



Report **online**



www.cumbria.police.uk



cumbriapolice



cumbriacops

Always call **999** in an emergency

The force should make sure that one-to-one conversations between managers and staff have sufficient focus on performance as well as being supportive and considerate to wellbeing



Report **online**



www.cumbria.police.uk



[cumbriapolice](https://www.facebook.com/cumbriapolice)



[cumbriacops](https://www.instagram.com/cumbriacops)

Always call **999** in an emergency

The force should:

- develop an up to date strategic assessment that will enable it to provide policing services that meet current and future demand;
- make sure it has enough analytical capacity and capability to review this strategic assessment regularly; and
- make sure that all financial plans, workforce, IT, estates and other corporate plans are aligned to this assessment



Report **online**



www.cumbria.police.uk



cumbriapolice



cumbriacops

Always call **999** in an emergency

Questions?



Report **online**



www.cumbria.police.uk



[cumbriapolice](https://www.facebook.com/cumbriapolice)



[cumbriacops](https://www.instagram.com/cumbriacops)

Always call **999** in an emergency

Rural Crime Update

**Police and Crime Commissioner –
Public Accountability Conference December 2022**



2021 IN NUMBERS



**GPS THEFT COST
£1.5M**

A 47% decrease from 2020 thanks to targeted support for police operations



**AGRICULTURAL
VEHICLE THEFT
COST £9.1M**

Matching last year's figures despite the wider drop in rural crime costs



**TRAILER THEFT
COST £1.75M**

An increase of nearly 5% as thieves again set their sights on larger equipment



**LIVESTOCK THEFT
COST £2.4M**

An increase of 3.7% on 2020



**LAND ROVER
DEFENDER THEFT
COST £2.6M**

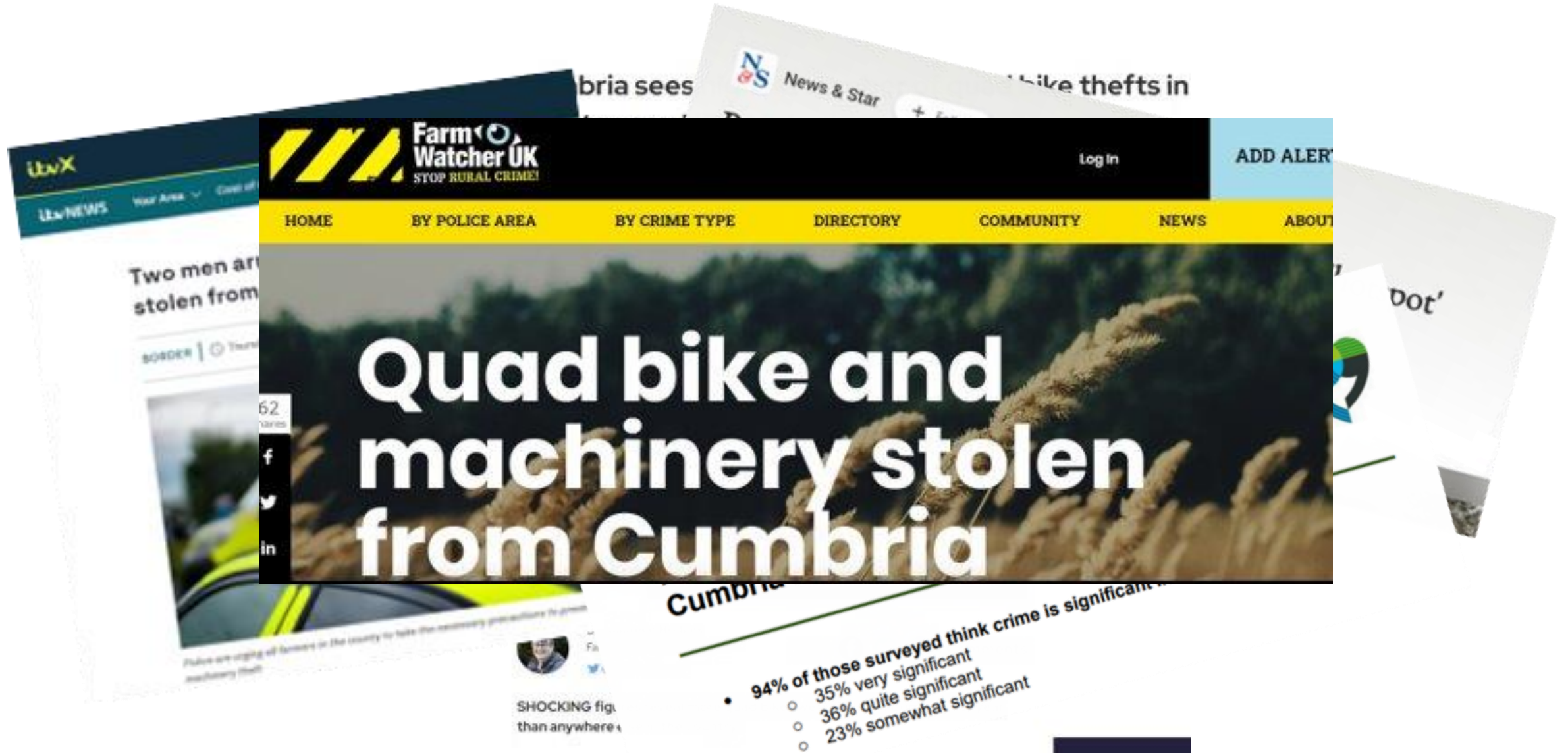
A rise of 87% on the previous year



**QUAD AND ATV
THEFT COST £2.2M**

A fall of almost 11% from 2020





MISSION

To deliver an outstanding police service to *Keep Cumbria Safe*.

OBJECTIVE

- **To disrupt Serious and Organised Rural Acquisitive Crime (SORAC)** [impacting on the 'rural' commercial communities of Cumbria including farming, agriculture and businesses situated in remote rural locations].
- **To provide a level of service that is commensurate with the level of criminality being committed and victim impact in terms of intelligence, proactive / reactive investigation, crime prevention and victim support.**





OPERATION LANTERN

THE CUMBRIA RESPONSE



Prepare

- Define 'Serious & Organised Rural Acquisitive Crime' as a specific crime type in order to refine and improve our dedicated response.
- Establish a performance management structure capable of identifying, managing and coordinating resources in relation to SORAC.
- Identify a core group of resources capable of preventing, disrupting and investigating SORAC.
- Establish a fortnightly Force SORAC Meeting to review and track SORAC offences and coordinate an effective / commensurate response.
- Appoint a dedicated DS to review and manage SORAC offences to identify linked crime series, investigative opportunities and resource requirements.
- Identify internal resources & external partner opportunities across 4P strands.
- Develop intelligence collection opportunities re SORAC offences.

Protect

- Target harden vulnerable premises / property by understanding target selection methodology of offenders (pre-planned v spontaneous).
- Target harden vulnerable premises / property by understanding why some premises / businesses are more resilient.
- Ensure a quality service for victims of SORAC offences and work with partner agencies to support same.

Prevent

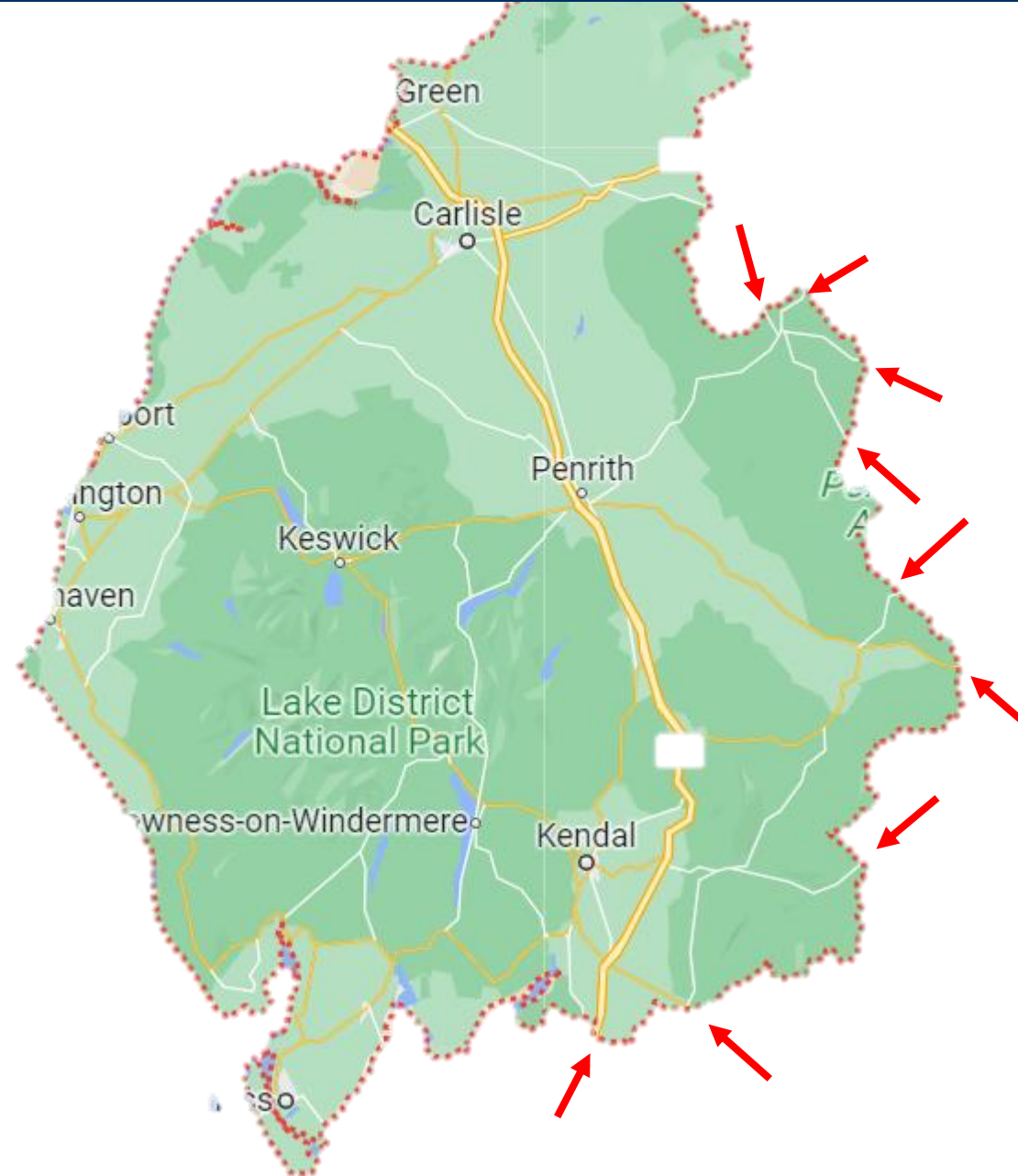
- Develop intelligence led patrol strategy to deter and disrupt SORAC activity.
- Execute specific intelligence led multi agency operations to deter and disrupt SORAC activity ('in-force' and cross border).
- Develop / enhance local initiatives to improve 'live time' reporting and links with rural communities affected.
- Develop and enhance local, regional and national partnership opportunities to prevent / protect / deter SORAC.
- Develop initiatives to disrupt / deter SORAC OCG's believed to be active in Cumbria (eg. Rural Crime Disruption Notice).
- Develop alliances with 'like' forces experiencing similar issue to identify best practice across 4P strands (most affected & most effective).

Protect

- Target harden vulnerable premises / property by understanding target selection methodology of offenders (pre-planned v spontaneous).
- Target harden vulnerable premises / property by understanding why some premises / businesses are more resilient.
- Ensure a quality service for victims of SORAC offences and work with partner agencies to support same.

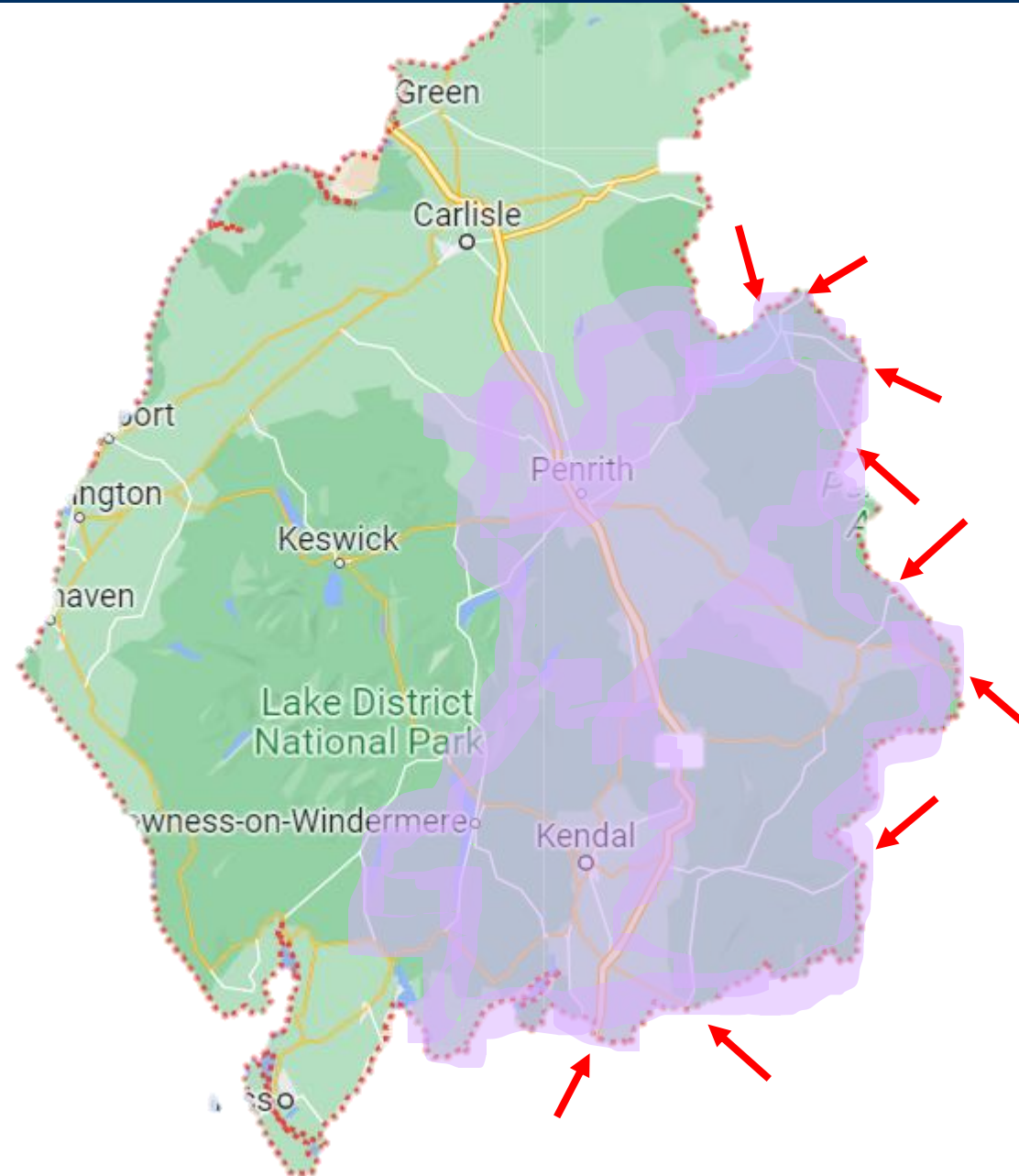


Denying criminals the use of our road

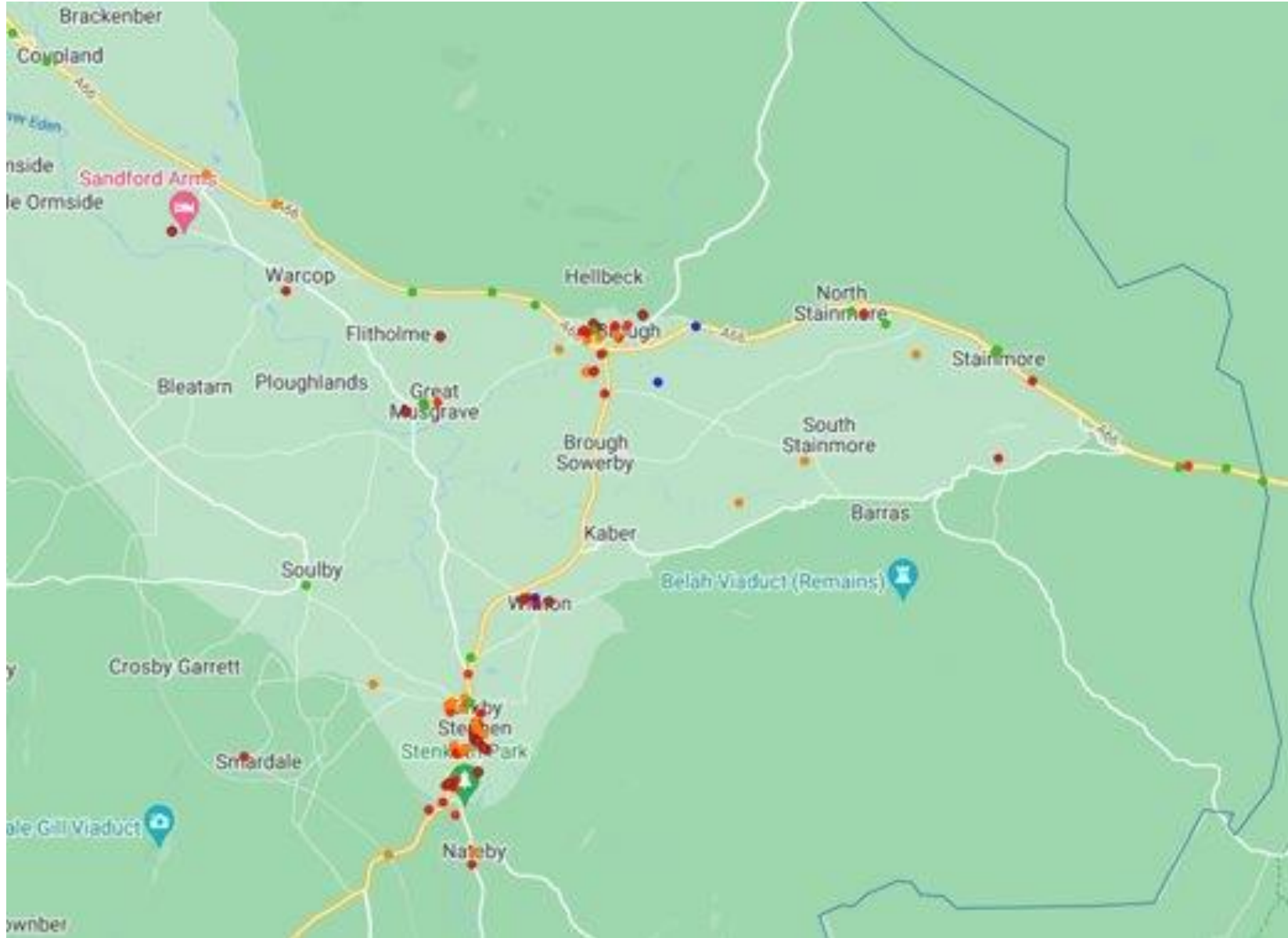


Shining the light on rural crime





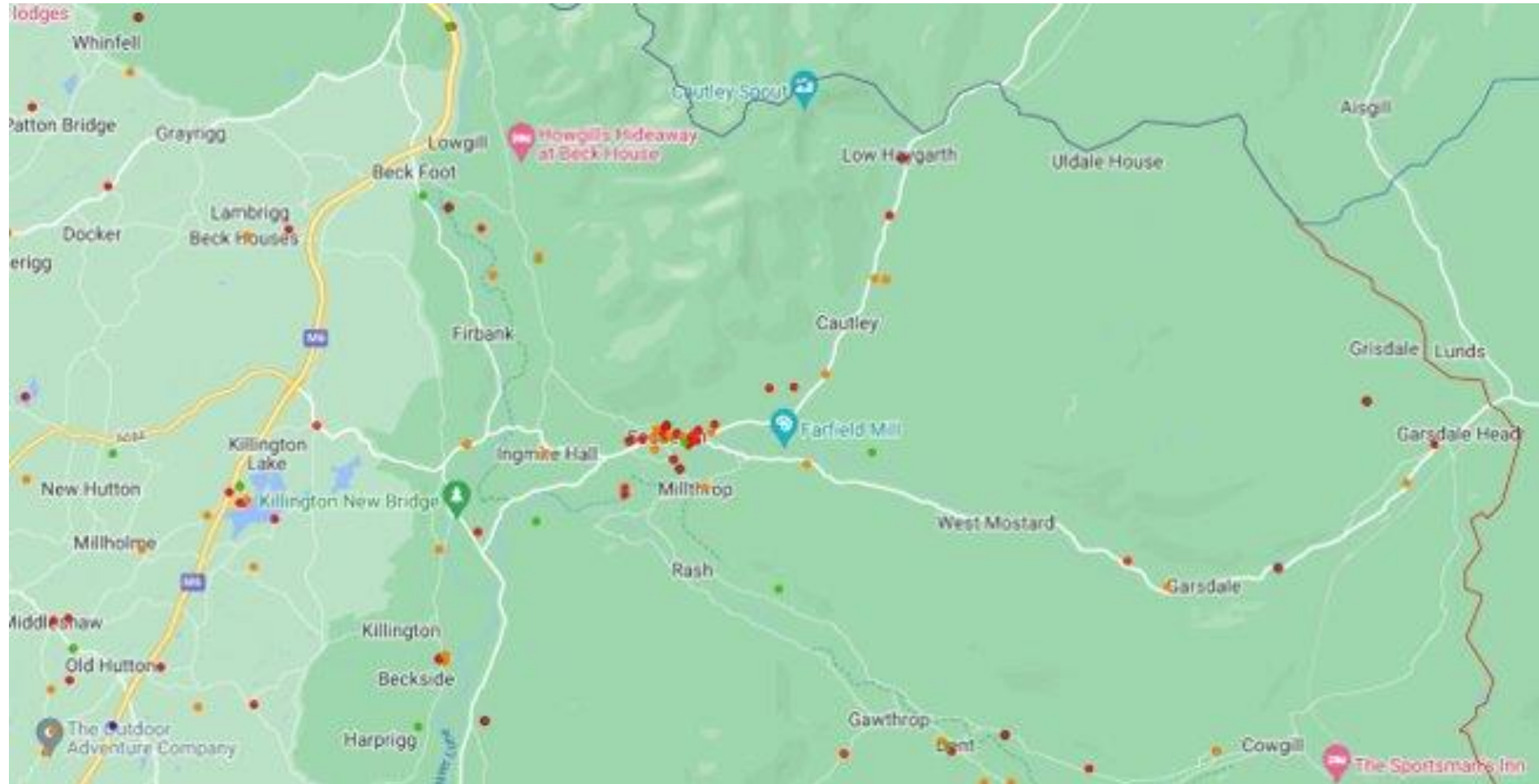
Hotspot Mapping – Upper Eden 2019 – Present



Shining the light on rural crime



Hotspot Mapping – Kendal Rural East 2019 – present



- Burglary-Dwelling
- Theft-Other
- Burglary-Non Dwelling
- Theft From Vehicle
- Twoc/Theft Of Vehicle



Shining the light on rural crime



CUMBRIA NEWSSTAR
Police appeal for public help after series of farm thefts

NFU the voice of British farming
The Westmorland Gazette

Two arrested after quad bikes stolen from Keswick farms
BORDER | Thursday 3 November 2022 at 4:32pm

Police are urging all farmers in the county to take the necessary precautions to prevent machinery theft

Two arrested after quadbikes stolen
TWO men have been arrested after police in Cumbria, as efforts continue to deter ...
News & Star · 13d · on MSN

Investigations are ongoing into two reported quad bike thefts in the area in recent weeks.

by Darren Shield
@DarrenShield82
Reporter

Share f t in 1 Comments

VIDEO VAN

POLICE

'Rural crime will not be tolerated': Joint bid to tackle cross-border poachers

Hannah Chapman
Mon, 14 November 2022 at 2:37 pm · 3-min read

Man jailed for involvement in theft of £8,400 quad bike from Shap
14th July

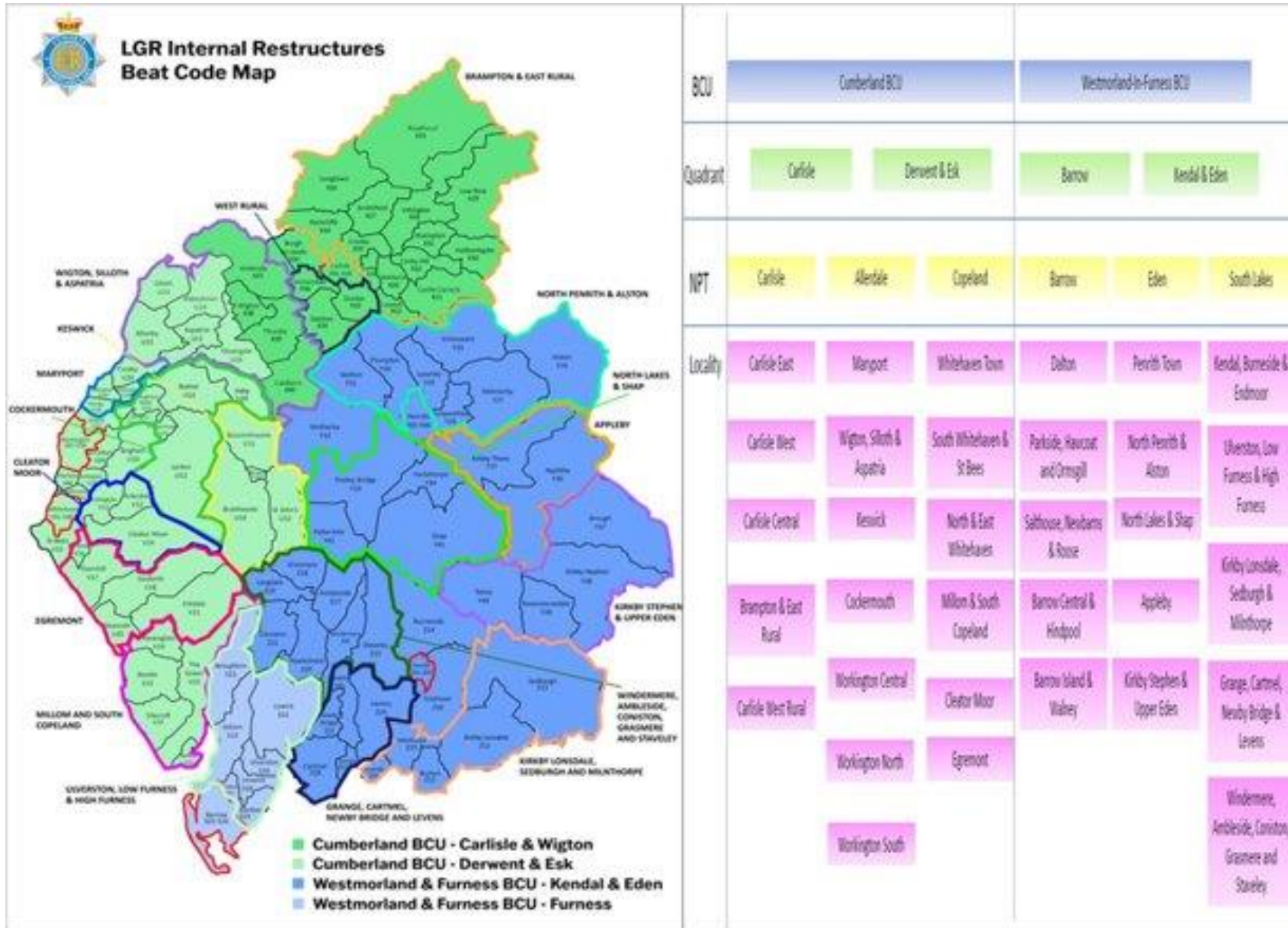
John Thomas Fenwick, jailed for involvement in theft or handling of stolen quad bikes
Picture: DURHAM CONSTABULARY

By Bruce Unwin
@BruceNEcho
Crime and Court Reporter

Share f t in 0 Comments

A man was jailed for his involvement in the theft of, and the handling of quad bikes, stolen from rural properties last year.

Investing in Community Policing – The new NPT model



Shining the light on rural crime



Widening our 'Eyes and Ears'



BBC Your account Home News Sport Weather iPlayer Sounds

NEWS

Home | Cost of Living | War in Ukraine | Coronavirus | Climate | UK | World | Business | Politics | Tech | Science

England | Local News | Regions | Tees

WhatsApp groups to help Cumbria Police tackle crime

6 October



Shining the light on rural crime



Inter-Force Intelligence Sharing (Op Hawkeye)



OPERATION HAWKEYE

NORTHUMBRIA POLICE

Monthly Summary
Northumbria
October 2022

Vehicle Theft

NP-20220927-0800 (Crime ref 104305A/22)

Theft of a Aggoot (ATV) 8x8 vehicle V09-43 serial no. C817210, dark green with a light bar attached (pictured stolen vehicle)

Theft has occurred over weekend 17/09/22 to 20/09/22 from a remote forest harvesting site at **Deadwater Fell, Kielder, Bellingham**



Vehicle was located on site at Deadwater Fell Navigation Station, where drystreams.gov.uk accessible by a minor forest track, 2 miles of C200 at Deadwater, Kielder

NP-20220929-0411 (Crime 110898/22) Plant Theft (attempt)

Bullockstead, Ranton Bankfoot, Newcastle, NE13 8AN

Police called to report of intruders disturbed on a building site attempting to steal a road roller from site.

2 males Kieron HESLOP (in 1253719) and Paul STEPHENSON (in 917215) were arrested on scene when seen to be pushing the road roller into rear of stolen fire vehicle, Vauxhall Movano DT70RW

Both males also linked to further theft of £60000 worth of machinery from Heston Rail Station on 18/06/22 - STP dealing.

HESLOP was remanded on-prison recall
STEPHENSON released on bail, pending enquiries

NP-20220929-0964 (Crime 111737A/22) Theft of UNM / Generator / Fuel

1300hrs 20 Sept - Report of soup-males/vehicle stealing a generator from roadworks site Alwinton, Roxbury Northumberland

2 vehicles YS800HU Ford Transit and CY178GU Ford Transit (copied from site) were then tracked to nearby disused quarry where males made off from police in a grey VW Golf (owner established as 123456789)

It appears the generator was stolen from the site and the fuel was taken from the tank.

VW Golf CT30UFF registered to 123456789
Keeper Gary Young

OPERATION HAWKEYE

CUMBRIA CONSTABULARY

Monthly Summary
Cumbria
October 2022

High Value Fuel Theft

CR00154788 United Utilities Sewage Works Suddock W060W0709 CA14 1NW
15/09/22 Over 7 days unknown suspects have taken 675 litres of diesel from two vehicles.
Value: £575

CR00154219 Red View Primary School, Carlisle, W070N CA7 8HP
Between 01/09/22 - 14/09/22 Unknown suspect has emptied heating oil tank. Value: £1000

CR00154782 Park Head Farm, S610TW CA7 8PZ
Between 16/09/22 - 18/09/22 offender unknown attends location and siphons fuel from tanks, forcing padlock from barn to enter, and removing property without permission.
Value: Fuel Diesel £900, Kerosene £1,800, Lawn mower, tools, and property £2,900

CR00154805 Ghyll Brow, Brigsteer Road KENDAL LA9 5DE
Between 16/09/22 - 20/09/22 Unknown suspect has broken into secure site and broken into fuel tank siphoning diesel and roof tiles. Value: £2,200

CR00154965 Red Gate Farm A191 95G CA13 9SR
20/09/22 Unknown persons have entered secure yard during changeover of staff and security and removed a fuel storage tank with red diesel in it. Value: £4,500





Latest news Blog FAQs Get involved Contact Sign-up to mail

Survey > About us > Best practice > Our work > Resol

Home > Best practice > Plant theft > Farm Watch scheme reduces rural crime in Cumbria

Farm Watch scheme reduces rural crime in Cumbria

Rural crime fell in Cumbria after a police initiative encouraged farmers to mark their property so it could be more easily recovered when stolen.

utual

Water Home Farming Business Financial Services

ARTICLE

RURAL CRIME: SECURITY SAVINGS FOR FARM VEHICLES



Collaboration – Community Protection Notices



FARMERS WEEKLY Learning Classified Property Jobs Awards Advertise R&D Tax Credits

LATEST KNOW HOW MARKETS DISCOVER 11°

9 police forces in north of England unite to foil rural crime

Ed Henderson
14 November 2022

More in
Crime News

Recommended

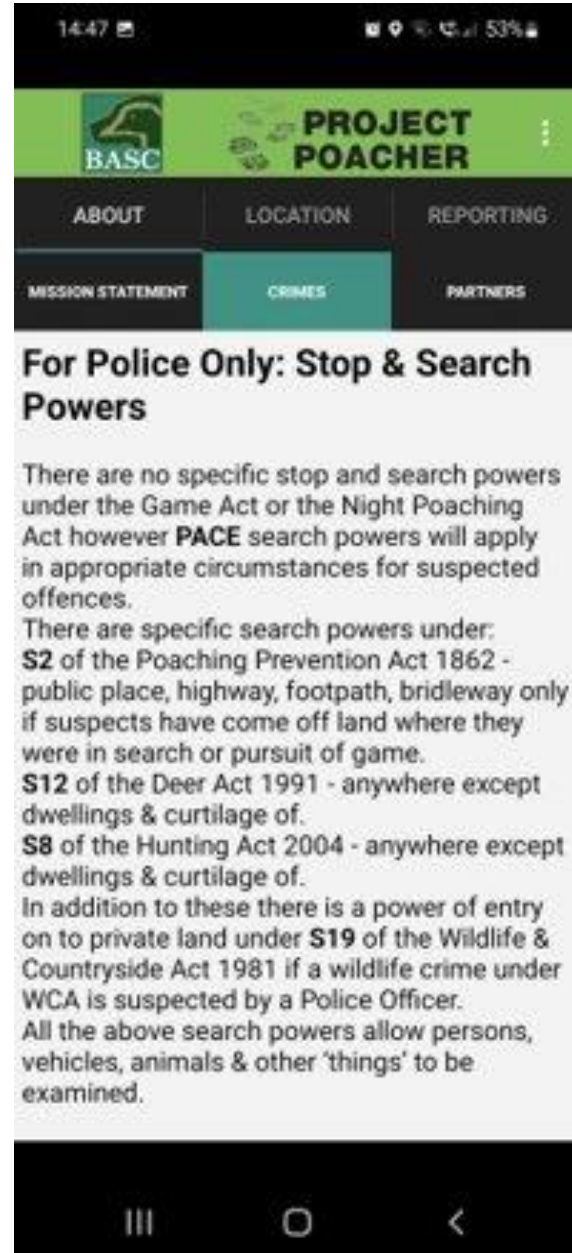
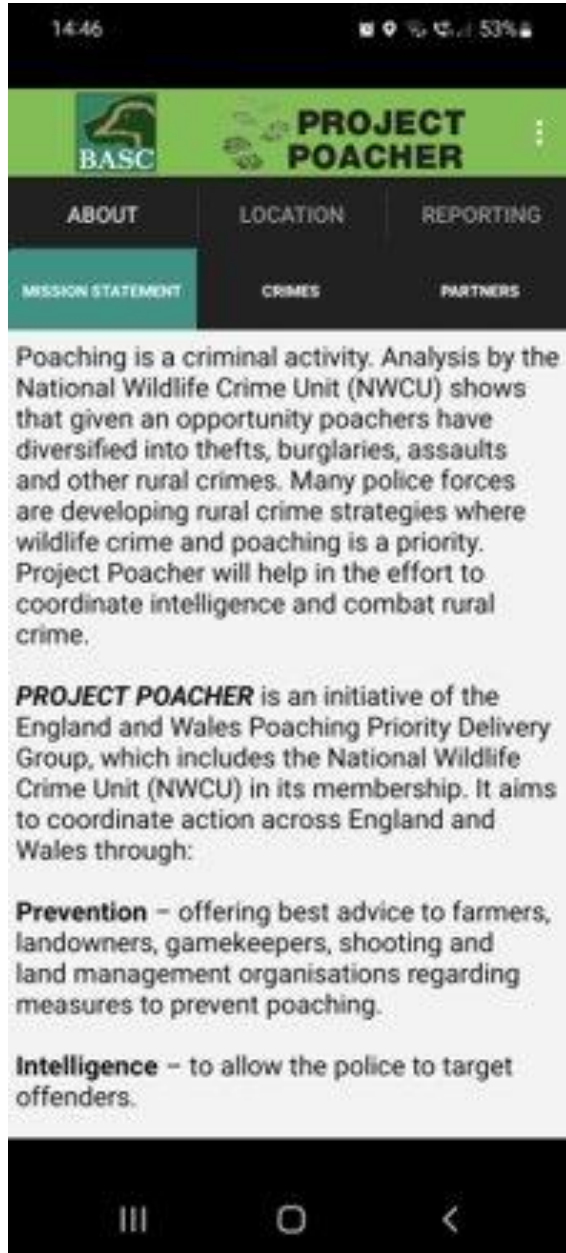


© Tim Sotwener



Shining the light on rural crime



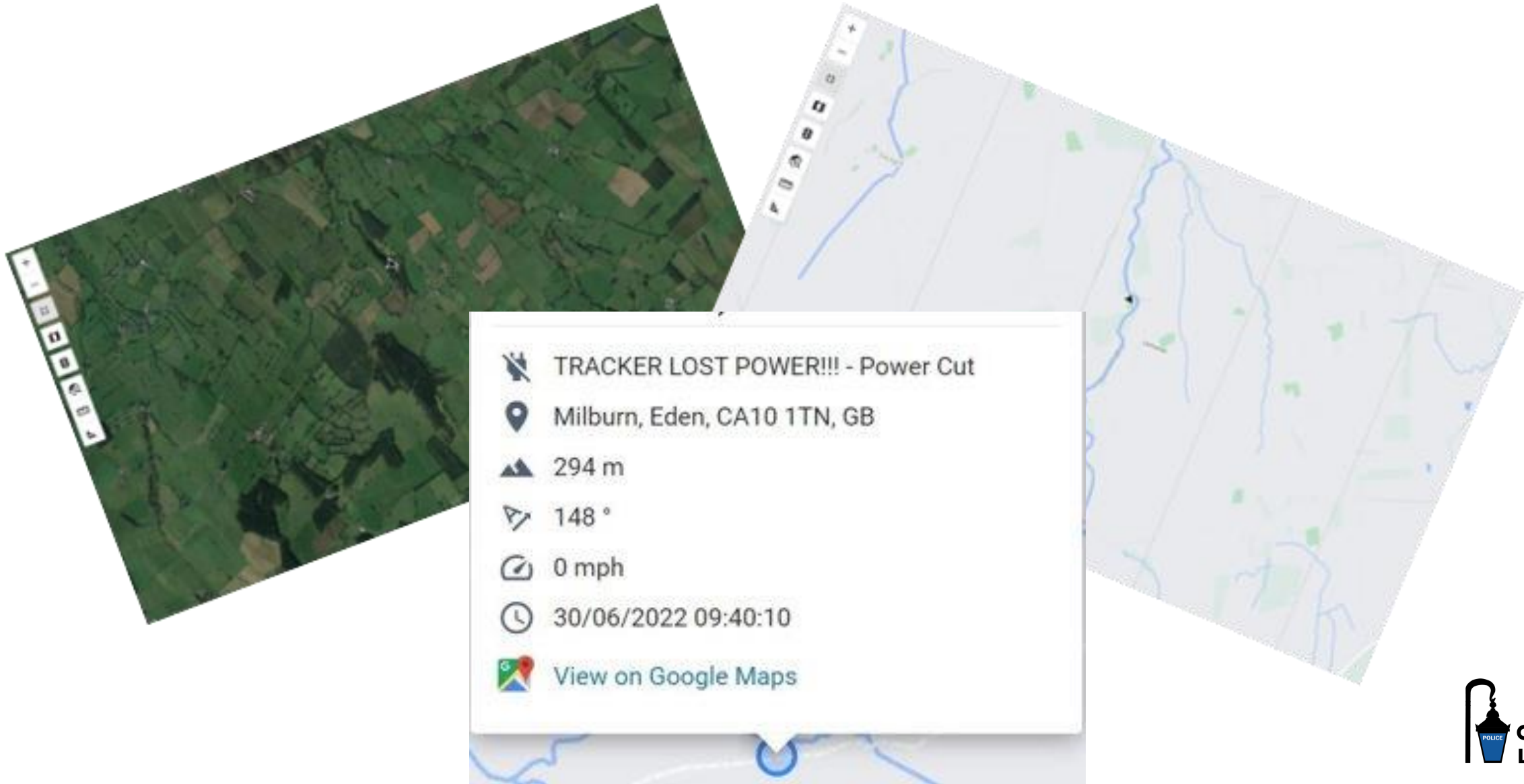


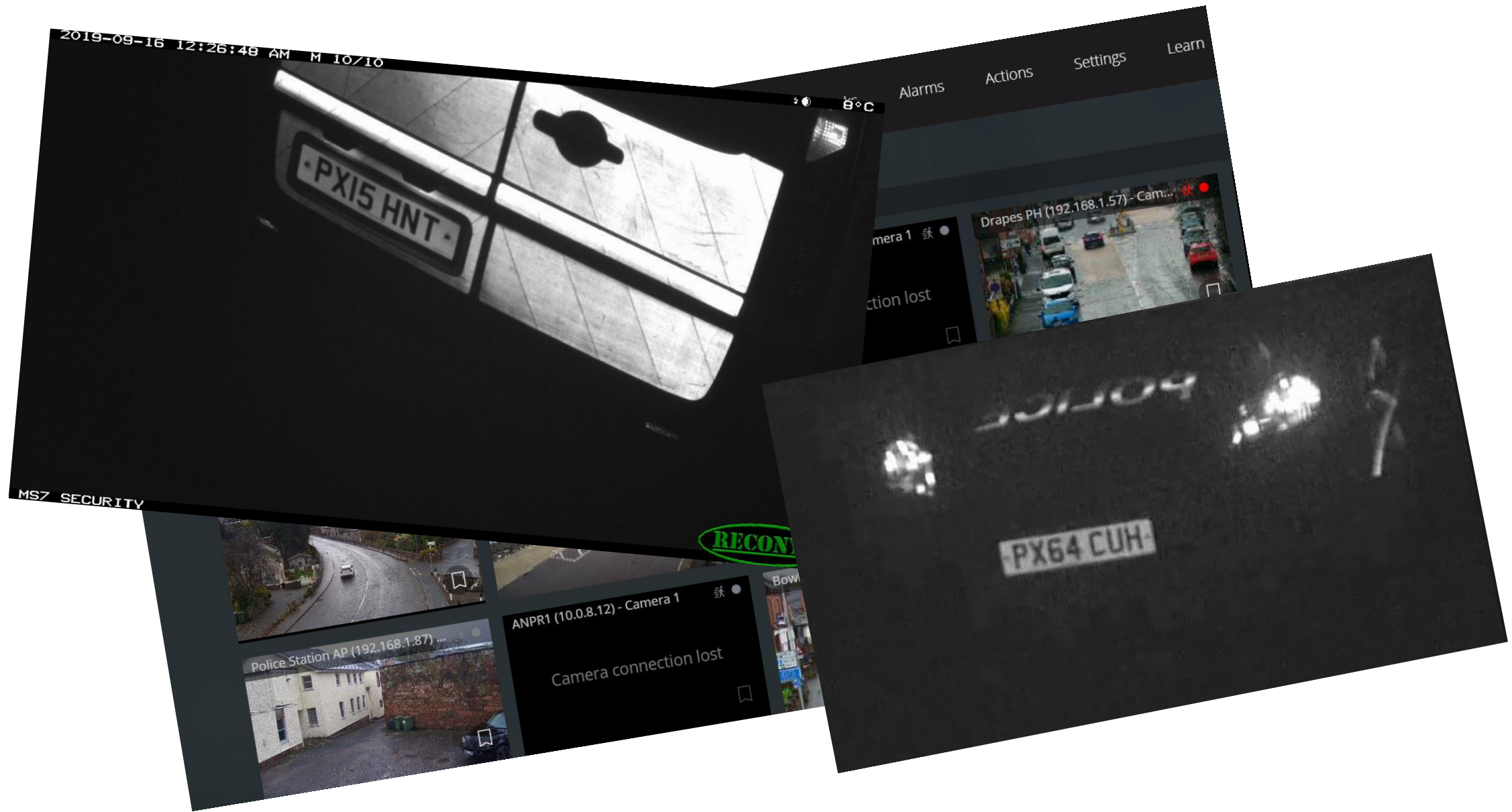
Technical Support Options



Shining the light on rural crime











Crime

Northumberland, Durham and ... among areas covered in police ... on rural criminals

Cross-border criminals who prey on rural comm ... resounding message by police forces as part of

By Andrew Cribben
14 Jul 2023 12:30pm



Next Steps and Aspirations



- Aspire to achieve an “Excellent” HMICFRS grading re Rural Crime in Cumbria
- Embed the Operation Lantern “brand”
- Rollout of Rural Farm-Watch WhatsApp groups – Nov / Dec 2022
- Evidence Based Policing Research – Thematic Lead attending Cambridge University EBP course in Jan 2023
- Rural Crime Conference – Cumbria Summer 2023 – sharing national best practice
- Widen Operation Checkpoint / Op Checkpoint to include ALL region 1,2 and 3 forces
- Finalise the rollout and implementation of the NPT policing model in BCUs
- Creation of MSG deployment centre in Eden “Gateway to Cumbria”
- Employ an “in house” Technical Support Unit capability in Cumbria
- Establish a Rural Crime Team – once Uplift resources are fully online





Cumbria Times A VOICE OF THE FREE PRESS

- FRONTPAGE
 - BUSINESS
 - ARTS
 - CARS
 - LIFESTYLE
 - FAMILY
 - TRAVEL
 - SPORTS
 - SCITECH
 - NATURE
 - FICTION
 - WH
- No cookies. No tracking. No advertising.

frontpage

Cost Of Rural Crime In Cumbria Falls By 30%

2:00 AM 2nd August 2022



Photo by George Hiles on Unsplash

As it publishes its Rural Crime Report today (August 2), leading rural insurer NFU Mutual reveals that the estimated cost of rural theft in Cumbria was just under £730,000 in 2021, a fall of 30% from the previous year.



Shining the light on rural crime





Public Accountability Conference

A Visible and Effective Police Presence

Chief Superintendent Mick Bird – Insight and Performance



Operation Uplift

**Waiting on HR responding

Operation Uplift

- The force are working to a target of 1368 officers by 31 March 2023.
- To date the Constabulary has recruited 1304 officers as part of the initiative, with an additional 105 due to start between now and the end of March.
- Subject to filling intakes, this is being dynamically reviewed for each intake to ensure maximum numbers are sourced.
- It is likely we may increase the March intakes to facilitate the target.
- This does not include transferees and we are also approaching the embargo period where (as it stands, moves between forces are pended between January and March).

A further breakdown follows on thee next slide...



Operation Uplift

Target Headcount 2022/23 = 1368

Uplift analysis	
Headcount	1304
Due to start Intake	105
Possible transferee / Sec	13
Due to retire	-7
Second out	0
Resignations predicted	-20
Transfers out predicted	-18
Total	1377
Target	1368
Variance	9
Overshoot Target (+ 15)	1383
Variance	-6

Intakes (exc Transferees)			
	Intake	Offered	Accepted
November (DHEP DC)	10	10	10
December (IPLDP)	17	17	17
January (PCDA)	24	0	0
March (1x24 DHEP, 1x30 IPLDP)	54	0	0
Total required	105	27	27

General Updates:

- Possibility of individual transferee moves being considered nationally between Jan-Mar
- IPLDP intake, 17 confirmed, potential for additional one or two, view to transfer candidates and increase March intake from 30
- College considering non degree entry route post March 2023
- Retention strategy in development
- PCDA January – optimistic to meet target, 24 ready for intake & will offer early to secure acceptance
- Transferee advert remains live for all ranks up to Supt

Overall Pipeline = 328

Stage	DHEP DC	DHEP	PCDA	PPD	IPLDP
Internal					
Web applicant/screening	0	6	58	1	56
Successful after shortlisting	0	0	0	0	4
National					
National Sift	0	6	1	0	22
Successful after National Sift	0	6	7	1	9
To attend online Assessment	0	7	8	0	19
Internal					
Invite to interview	0	15	13	0	3
Conditional offer	0	0	0	0	3
Awaiting check results - medical and vetting	5	5	1	0	17
Awaiting intake - provisional offer	11	1	26	0	17
Total number in "Live"	16	46	114	2	150

Transferee pipeline in (live) = 45

Possible Transferees out = 18 (some will now have resigned)

Stage	Number
Appoint	14
Conditional Offer (checks underway)	15
Interview pending	0
Invite to interview	2
Shortlisting	3
Transferred	11
Unsuccessful after interview / checks	10
Unsuccessful after shortlisting	1
Withdrawn	10
Grand Total	66



Operation Uplift

Allocations breakdown:

CID

Role	Rank	Uplift number
DS Safeguarding	D/Sgt	1.00
DC PPU - MOSOVO	DC	1.00
DC – CDCU	DC	3.00
DC Financial Investigator SOCU	DC	1.00
DC - MASH	DC	3.00
DCI - Insight & Analysis	DCI	1.00
Misconduct and Complaint Diversion Officer	DC	1.00
DC - Complaint & Misconduct Investigators	DC	2.00
Realtime Intelligence DS	DS	1.00
Realtime Intel DC	DC	2.00
RASSO / VAWG DS	DS	1.00
RASSO / VAWG DCs	DC	2.00
CID DC	DC	12.00

Uniform

Role	Rank	Uplift number
Digital Data & Technology Sgt	sgt	1.00
Sgt Positive Action Officer	sgt	1.00
Federation PC	PC	1.00
Insp - Mental Health HQ	Insp	1.00
Sgt - Mental Health HQ	sgt	1.00
PC - Mental Health Liaison HQ	pc	1.00
PST & First Aid Trainer	PC	2.00
PC - Driving Instructor	PC	2.00
MSG Insp	INSP	1.00
PC Safeguarding CMR	PC	2.00
Public Protection PC	PC	2.00
ROCU PC	PC	2.00
Patrol Sgt Copeland - Team 5	sgt	1.00
Target Operating - Insp - NHP	INSP	1.00
PDU Sgt North	sgt	1.00
PDU Sgt South	sgt	1.00
PDU Sgt West	sgt	1.00
ROCU PC	PC	4.00
Insp - Resource Coordination	INSP	1.00
Target Operating - Insp - NHP	insp	-1.00
Business Improvement Unit PC	PC	4.00
Dog Section	PC	1.00
CMR	PC	9.00
Response *	PC	69.00
Neighbourhoods *	PC	8.00
AFOs	PC	13.00
MSG	PC	7.00
BAE Policing Team Sgt	PC	-1.00



Identified Challenges

Uplift:

- Young in service

Uplift since Nov 19 to date:

352 students recruited to date

297 current establishment in Patrol = 75% of Patrol officers are students

Deep Dive of Police recruitment in Feb 2023:

- Selection Process
- Vetting & Medical clearances
- How support
- Retention - why leave
- Do tutors have sufficient experience
- Gender/ethnicity/length of service - attrition rates

Retention:

- Strategy being developed
- Student Officer Support - SOS
- Stay conversation
- Managers raise to their SLT for awareness

Tutor:

- Tutor Constable Learning Development Programme ongoing
- New policy online
- Promoting the role as an opportunity to develop
- Link to promotion workshop as this role allows development for future promotions
- 44 PDU tutors on 5 sections
- 6 permanent in PDU Teams
- 56 reservists
- Tutors not in RSL
- Reservists part of RSL

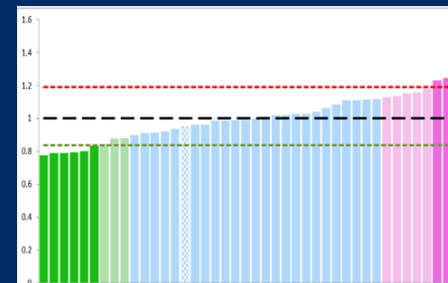
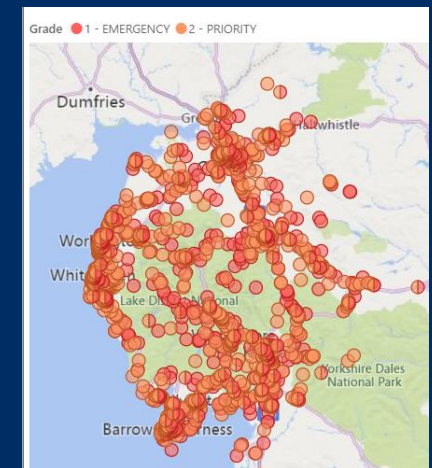




Impact of Resources

Impact of Op Uplift

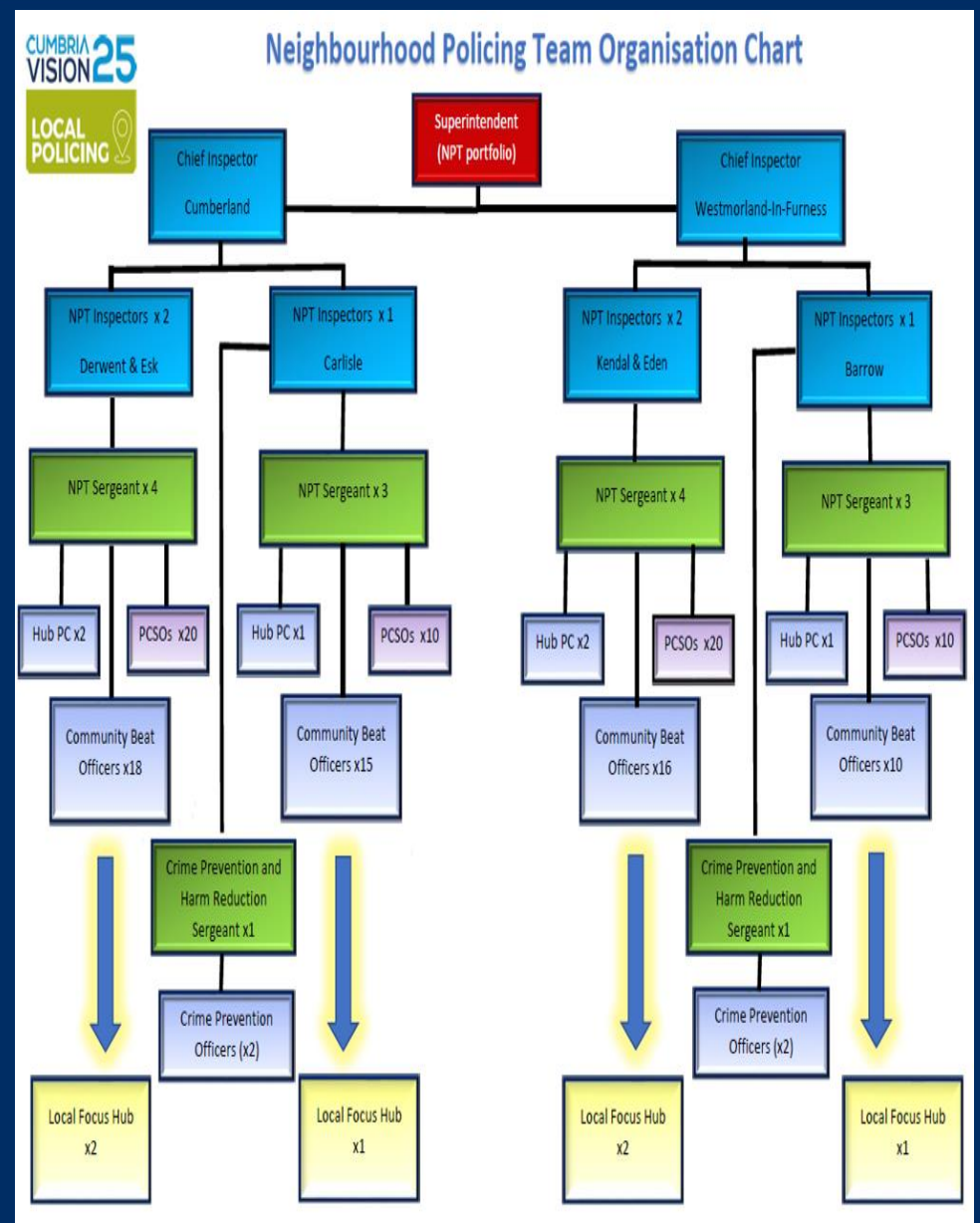
- Increasing volumes of crime +20%
- 39,800 crimes in 12 months
- Increasing Complexity +28% MH related crime
- 97,800 incidents – 6.4% MH related
- 246,700 Calls and contacts
- Cumbria Constabulary performs well
- 5th in the country 999's
- 92.5% of all non-emergency calls answered within 5 minutes... by an officer
- Higher outcome rates than national, regional and most similar group





Neighbourhood Policing

- Skilled, accessible, visible officers specialising in problem solving, engagement and community partnership working.
- NHP aligned to BCU restructure.
- Command structure to Chief Superintendent enables accountability and consistency.
- CBO Deployment and Attendance Criteria supports dedicated officers.



- Community Engagement historically good
- Digital contact and quarterly consultation
- Online Newsletters
- Digital resource tracking and EBP
- Performance Framework and Accountability





Child Centred Policing

Child Centred Policing

- Trauma Informed problem solving
- Development of Child Centred Policing Teams and the coordination of initiatives:
 - Operation Divan – knife crime prevention scheme; “it’s your choice” relaunch; RISE – youth mentor scheme; PAKMAN – referral service
- CCPT’s have assessed and referred 2676 vulnerable individuals, they:
 - Signpost to support agencies delivering police intervention
 - Promote safeguarding with educational premises
 - METco’s support, train and engage care homes
- Demand is increasing – partnership problem solving, accountability and independent peer review and evaluation is essential.





Citizens in Policing

Citizens in Policing

What has the last 12 months delivered?

- As part of the internal restructure, CiP team has been formalised and given new governance which feeds into the appropriate boards
- Delivered on a Special Constabulary intake with further planned for 2023
- Sustained and developed the breadth of the Cadet programme post Covid
- NW thematic leads for Cadets work stream
- Increased integration of Cadets into the Community
- Sustained Mini Police in 29 schools across the county
- Developed and delivered on innovative PSV roles that support NPT's



The impact of Citizens in Policing on Neighbourhood Policing in Cumbria

Cadets:

- Participation in an increased amount of NPT based Test Purchase operations
- Social Action project based around PCC Crime Plan with deliverables in place
- Community engagement projects (relationships built with care homes to reduce loneliness/litter picks/sports events/speed gun operations with NPT's)

Special Constabulary

- Collaborative working with NPT on specialist Ops (eg; Op Check point)
- Special Constabulary driven Ops (Rural crime)
- Specialist Specials working within NPT's (rural based)



The impact of Citizens in Policing on Neighbourhood Policing in Cumbria

Police Support Volunteers

- Development of NPT Roles; eg Mounted Volunteer
- Expansion of Community Speed watch roles who are tasked directly by NPT's to carry out speed awareness events

Mini Police

- Key crime prevention inputs rolled out across Mini Police Schools
- Community projects undertaken by schools within their communities; eg - anti-littering campaigns, litter picks, regeneration of land to assist with reduction of ASB and to grow food for the community.



Questions?

