



Enquiries to: Mrs P Coulter
Telephone: 01768 217734

Our reference: PC

21 June 2016

CUMBRIA POLICE & CRIME COMMISSIONER'S PUBLIC ACCOUNTABILITY CONFERENCE

The Police and Crime Commissioner's Public Accountability Conference will take place on **Wednesday 6th July 2016** in Conference Room 3, Police Headquarters, Carleton Hall, Penrith, at **10.00am**.

The purpose of the Conference is to enable the Police and Crime Commissioner to hold the Chief Constable to account for operational performance.

S Edwards
Chief Executive

Attendees:

Police & Crime Commissioner	- Mr Peter McCall (Chair)
OPCC Chief Executive	- Mr Stuart Edwards
OPCC Chief Finance Officer	- Mrs Ruth Hunter
Chief Constable	- Mr Jerry Graham

AGENDA

ALL BUSINESS TO BE CONSIDERED IN THE PRESENCE OF THE PRESS AND PUBLIC

1. APOLOGIES FOR ABSENCE

2. QUESTIONS FROM THE PUBLIC

An opportunity (not exceeding 20 minutes) to deal with any questions which have been provided in writing within at least three clear working days before the meeting date to the Chief Executive.

3. DISCLOSURE OF PERSONAL INTERESTS

Attendees are invited to disclose any personal/prejudicial interest which they may have in any of the items on the Agenda. If the personal interest is a prejudicial interest, then the individual should not participate in a discussion of the matter and must withdraw from the room unless a dispensation has previously been obtained.

4. ANNUAL REVIEW OF CONSTABULARY PERFORMANCE

The Assistant Chief Constable will give a presentation on the Constabulary's performance for 2015-16.

5. HER MAJESTY'S INSPECTORATE OF CONSTABULARY (HMIC) IN CUMBRIA

The Assistant Chief Constable will give a presentation on HMIC's potential work programme in Cumbria for the next year and progress against previous actions identified by HMIC.

Note: Copies of the presentations for items 4 and 5 above will be available at the Conference.

2015 – 16 Performance


Public Accountability
Meeting



July 2016

ACC Martland



 101

 www.cumbria.police.uk

  [cumbriapolice](https://www.facebook.com/cumbriapolice)




Purpose

- To provide the Commissioner with information about the Constabulary's performance for the year 2015 – 16, as determined by the Police and Crime Plan Accountability Framework for that year.

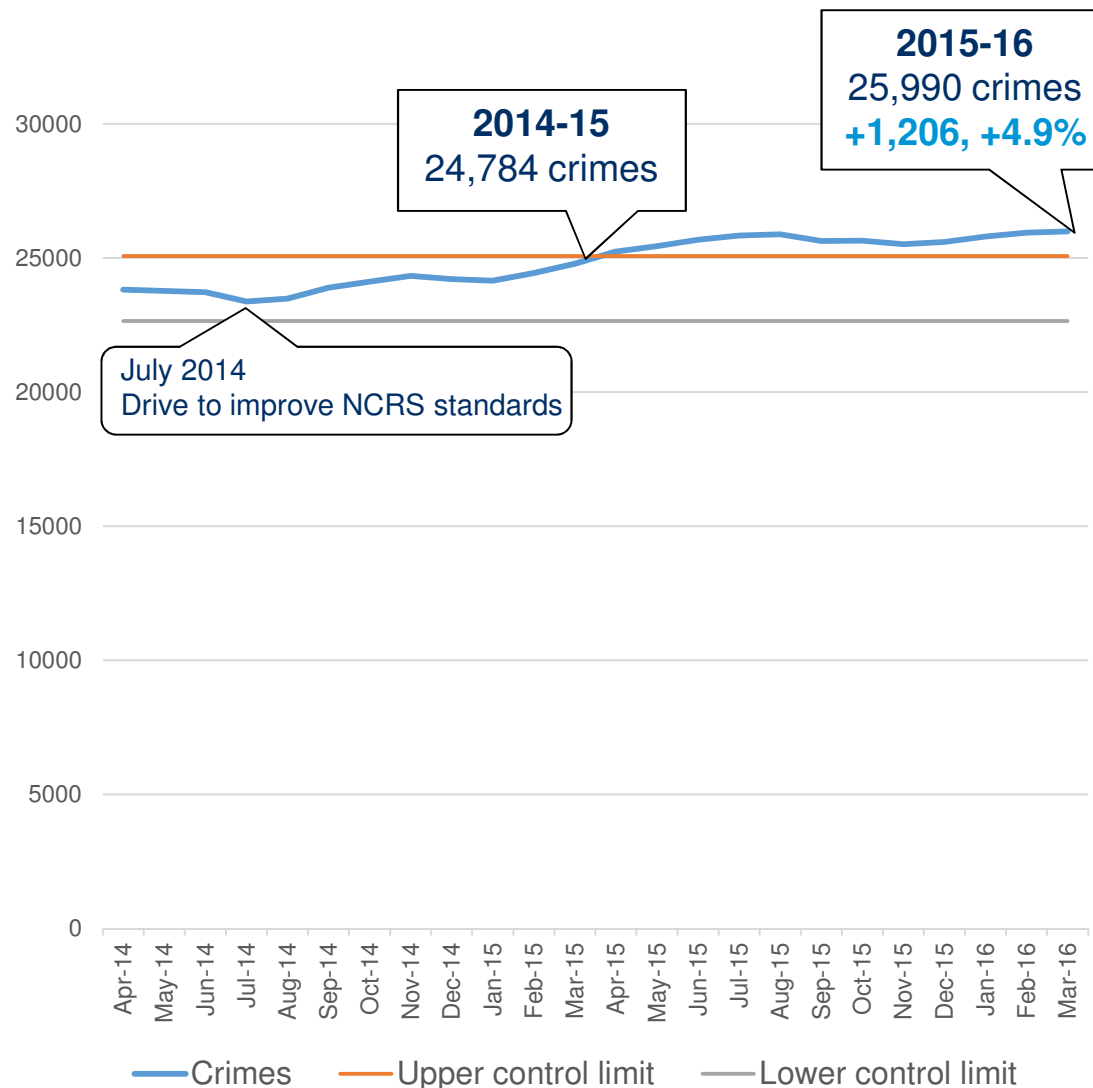
In addition,

- Detail and information about the components of each of these crime classifications
- Statistical estimates for crime levels at the end for this year (2016 – 17) where appropriate
- Information about user satisfaction performance



All crime

2015-16 12 Months Rolling Total (MRT) compared to previous year



Most Similar Group (MSG) Comparison

Lower than average for crimes per 1,000 population

Predicted for 2016/17 year end

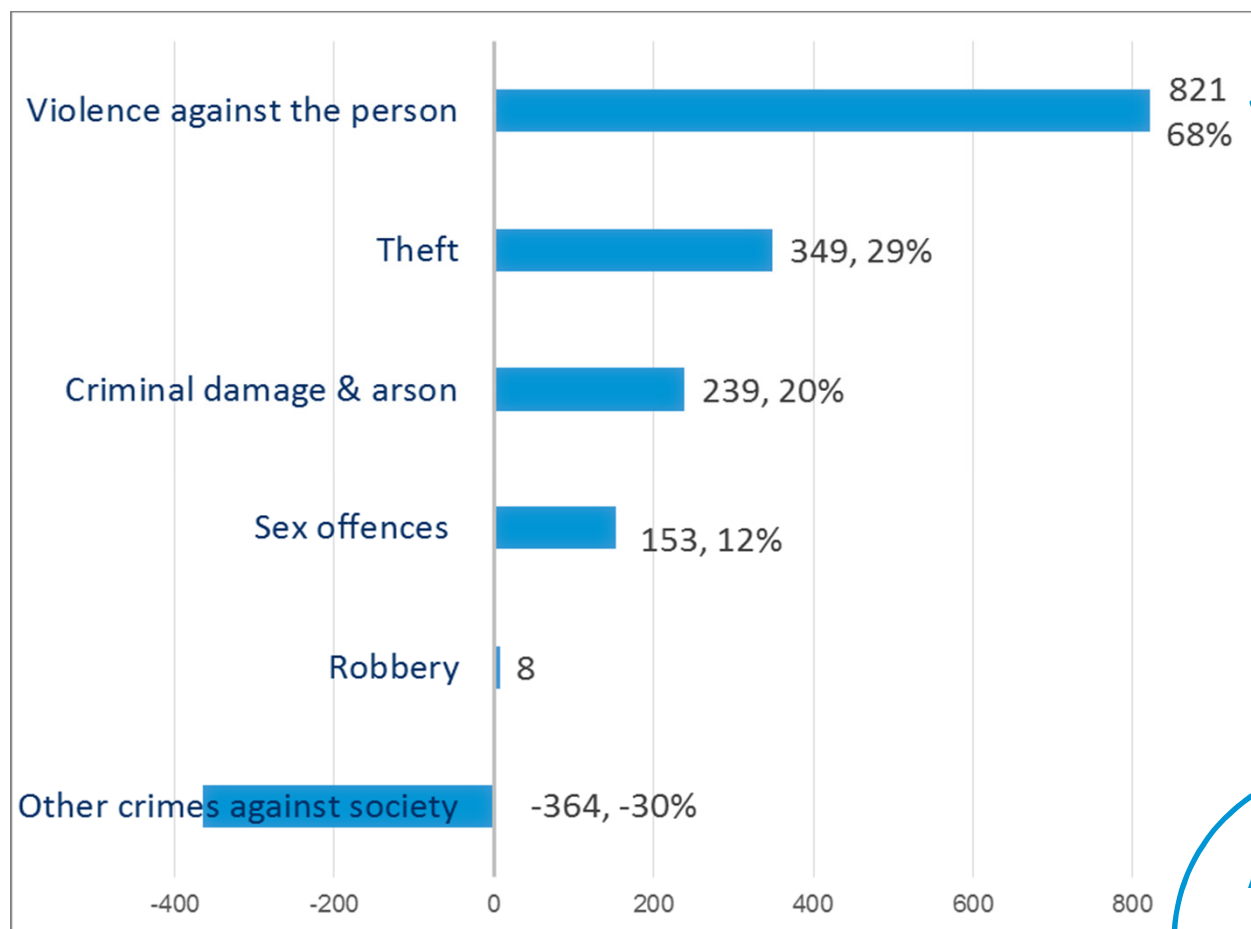
Point estimate:
26,376 crimes or +1.5%

Number of forces with increase

39

All crime

Analysis of increase over past 12 months



Murder:
-1

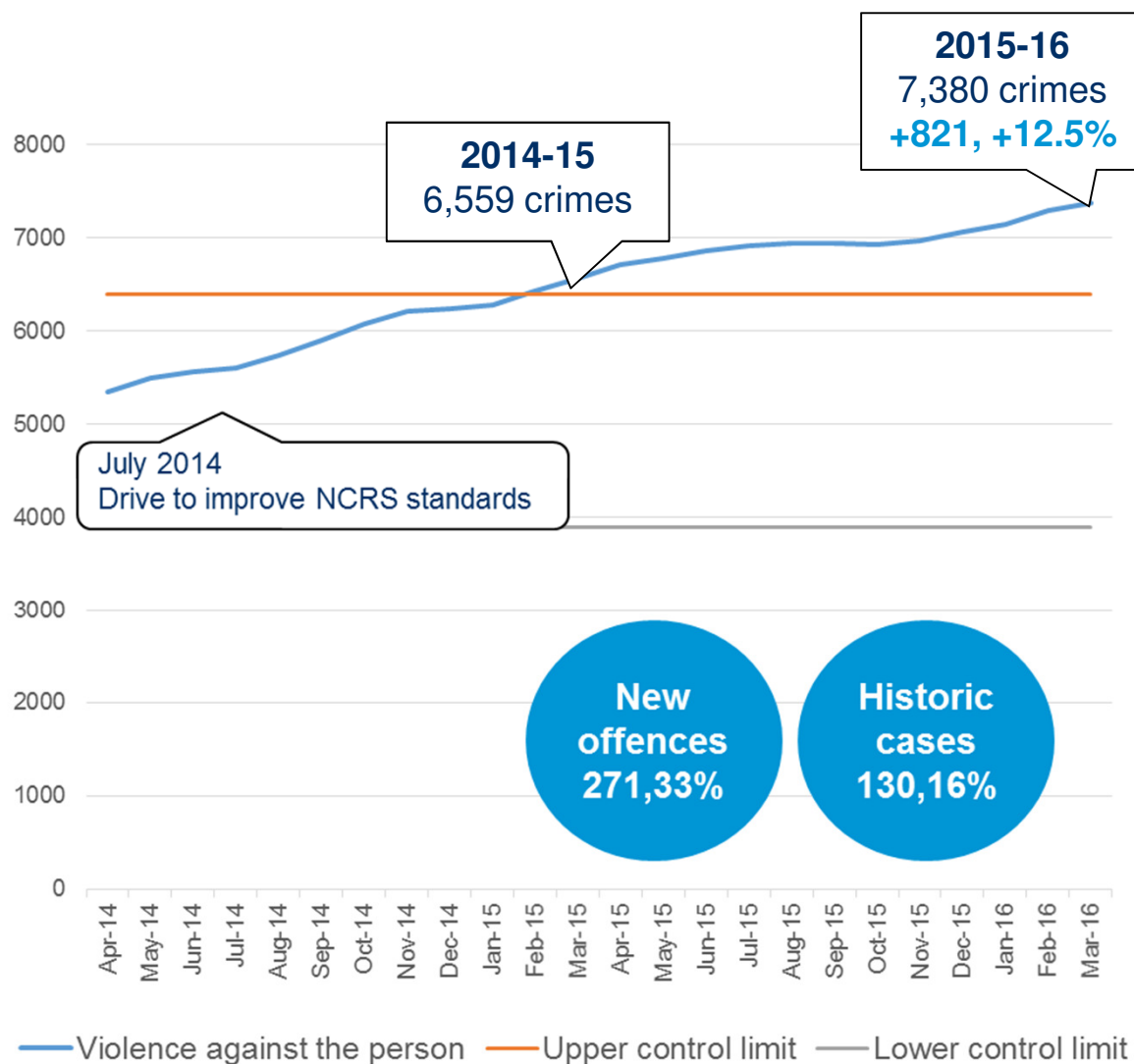
Violence with injury:
+373

Violence without injury:
+449

Aspiration to
increase
reporting of
sex offences

Violence against the person (VAP)

2015-16 12 MRT compared to previous year



MSG Comparison

Lower than average for crimes per 1,000 population

Predicted for 2016/17 year end

Point estimate:
7,932 crimes or +7.5%

Number of forces with increase (out of 43)

43

Violence against the person

Crime categories and analysis of increase over past 12 months

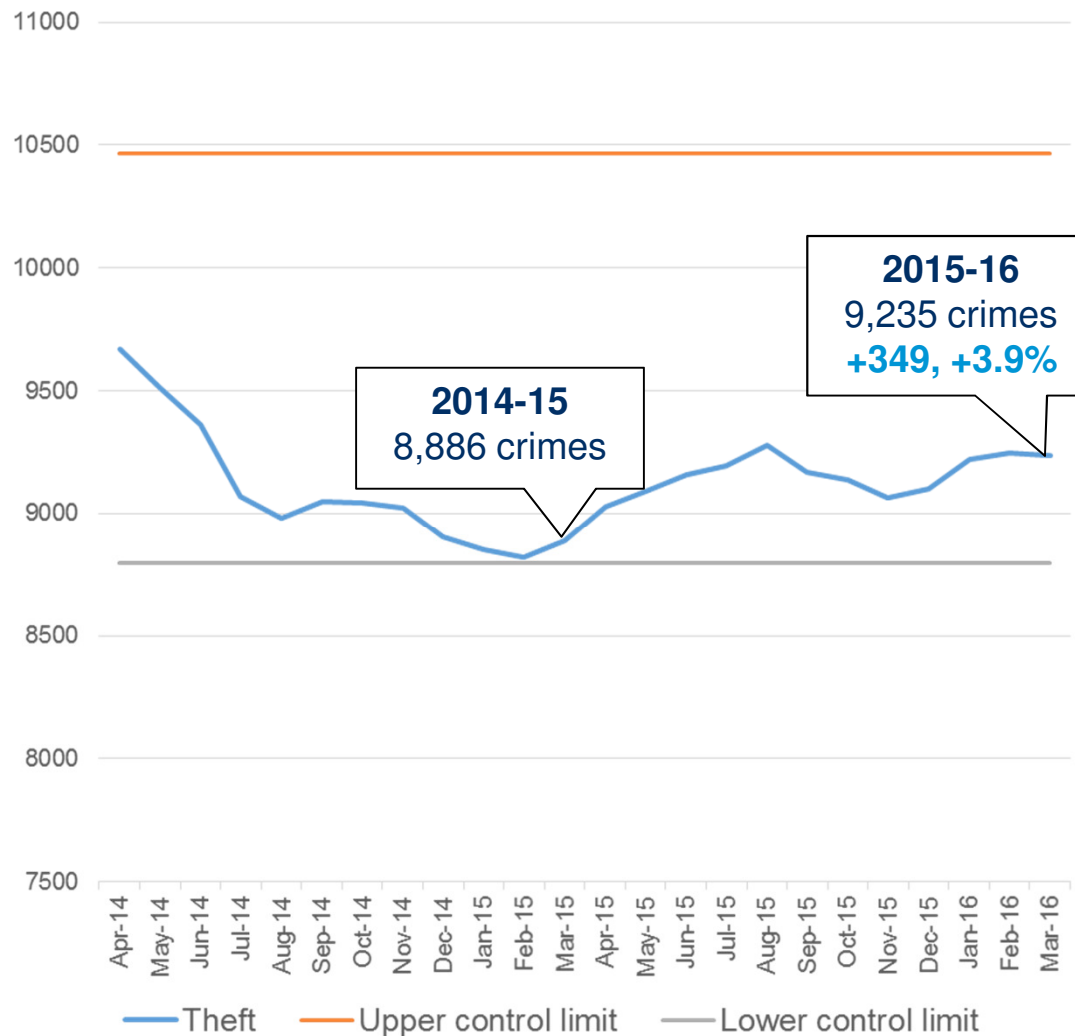
- Office of National Statistics (ONS) state improvements in crime recording the main driver for increase
- Domestic abuse (aspirational target to increase accounted for **34% of VAP**)
- Assault with injury increase was mainly due to less serious assault occasioning ABH (lowest category)
- Four new notifiable offence codes within the VAP category resulting in 271 additional crimes (21.8% of increase in all crime and 33% of increase in VAP)
- Two of these codes relate to harassment – the largest percentage increase relates to texting harassment
- Operation Tweed resulted in additional 208 VAP crimes, 130 recorded in 2015-16, 16% of the increase.

Table showing increase in crimes for VAP

Violence Against The Person	821	
Homicide	-1	-0.1%
Violence with Injury	373	45.4%
Assault - Cause Serious Harm	-10	-1.2%
Assault with Injury	388	47.3%
Other violence with injury	-5	-0.6%
Violence without Injury	449	54.7%
Assault without Injury	269	32.8%
Assault without Injury on a Constable	-4	-0.5%
Harassment	150	18.3%
Other violence without injury	34	4.1%

Theft

2015-16 12 MRT compared to previous year



MSG Comparison

Lower than average for crimes per 1,000 population

Predicted for 2016/17 year end

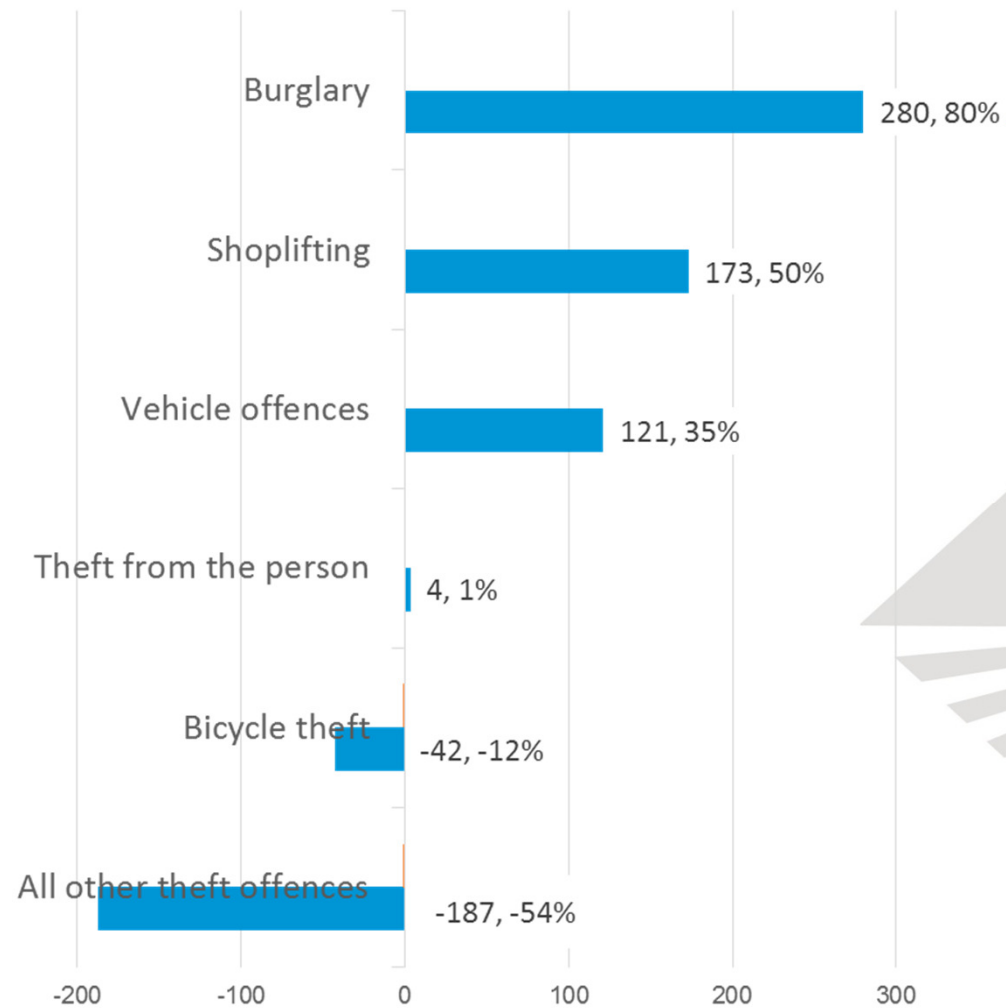
Point estimate:
9,094 crimes or -1.5%

Number of forces with increase

22

Theft

Crime categories and analysis of increase over past 12 months

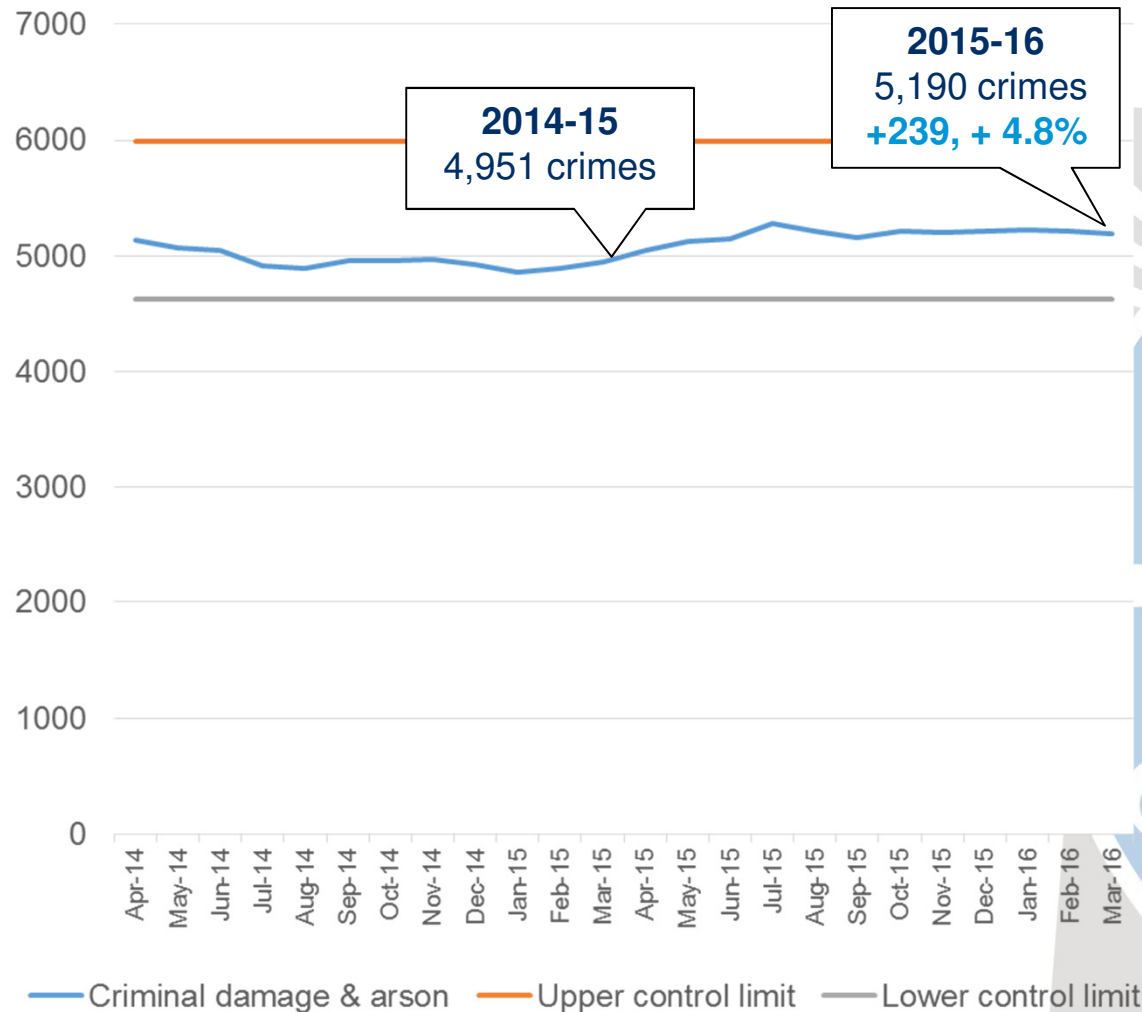


Dwelling burglary: +53, 15%
Other burglary, +227, 65%

- 2nd lowest volume nationally
- 21 forces reported a rise - Cumbria 13th highest percentage increase
- 32% dwelling burglaries in insecure premises;
- Other burglary includes sheds, business premises
- Significant police activity undertaken throughout year includes targeting known offenders

Criminal damage and arson

2015-16 12 MRT compared to previous year



MSG Comparison

Higher than average for crimes per 1,000 population

Predicted for 2016/17 year end

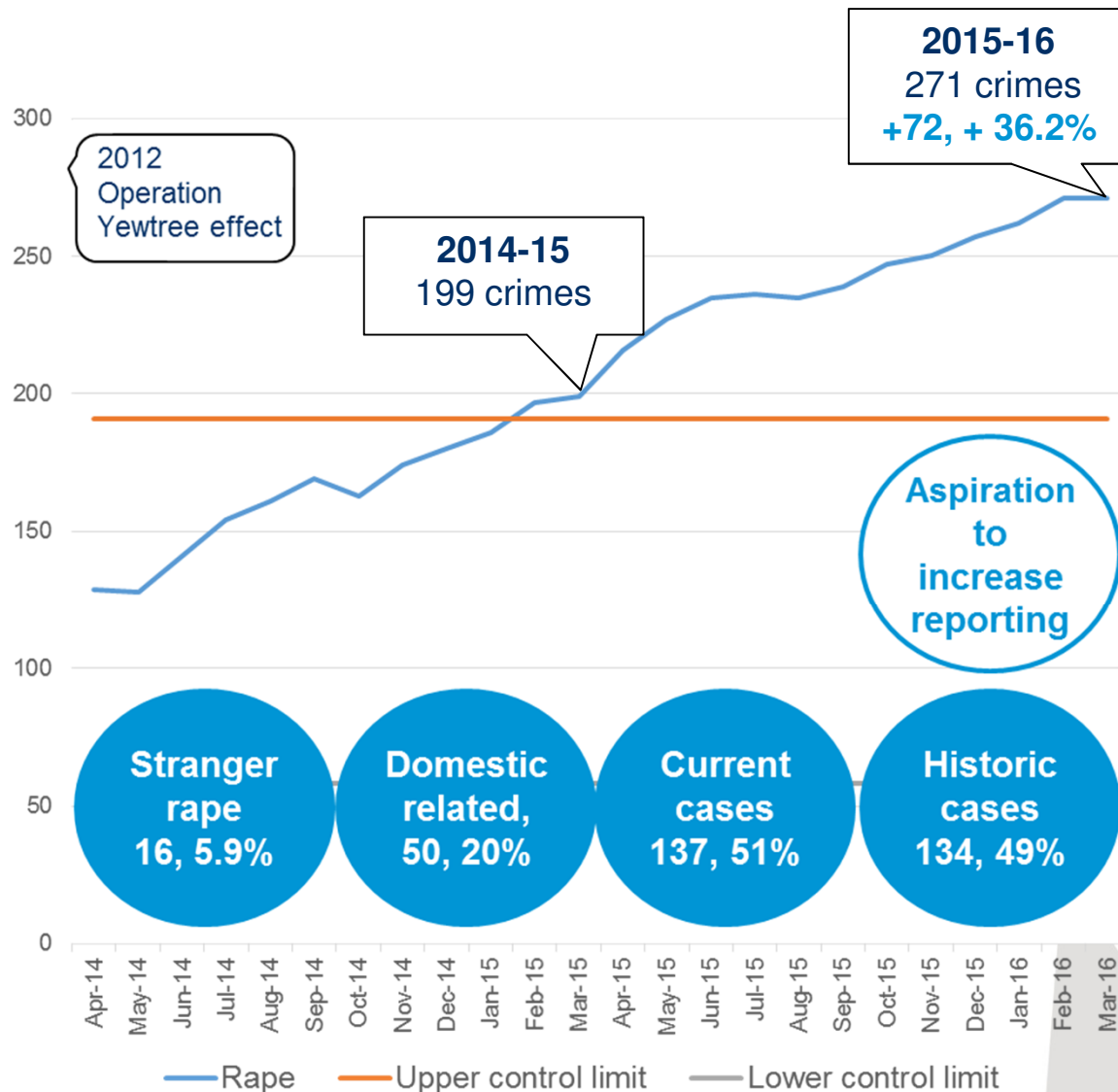
Point estimate:
5,308 crimes or +2.3%

Number of forces with increase

40

Sex offences - rape

2015-16 12 MRT compared to previous year



MSG Comparison

Lower than average for crimes per 1,000 population

Predicted for 2016/17 year end


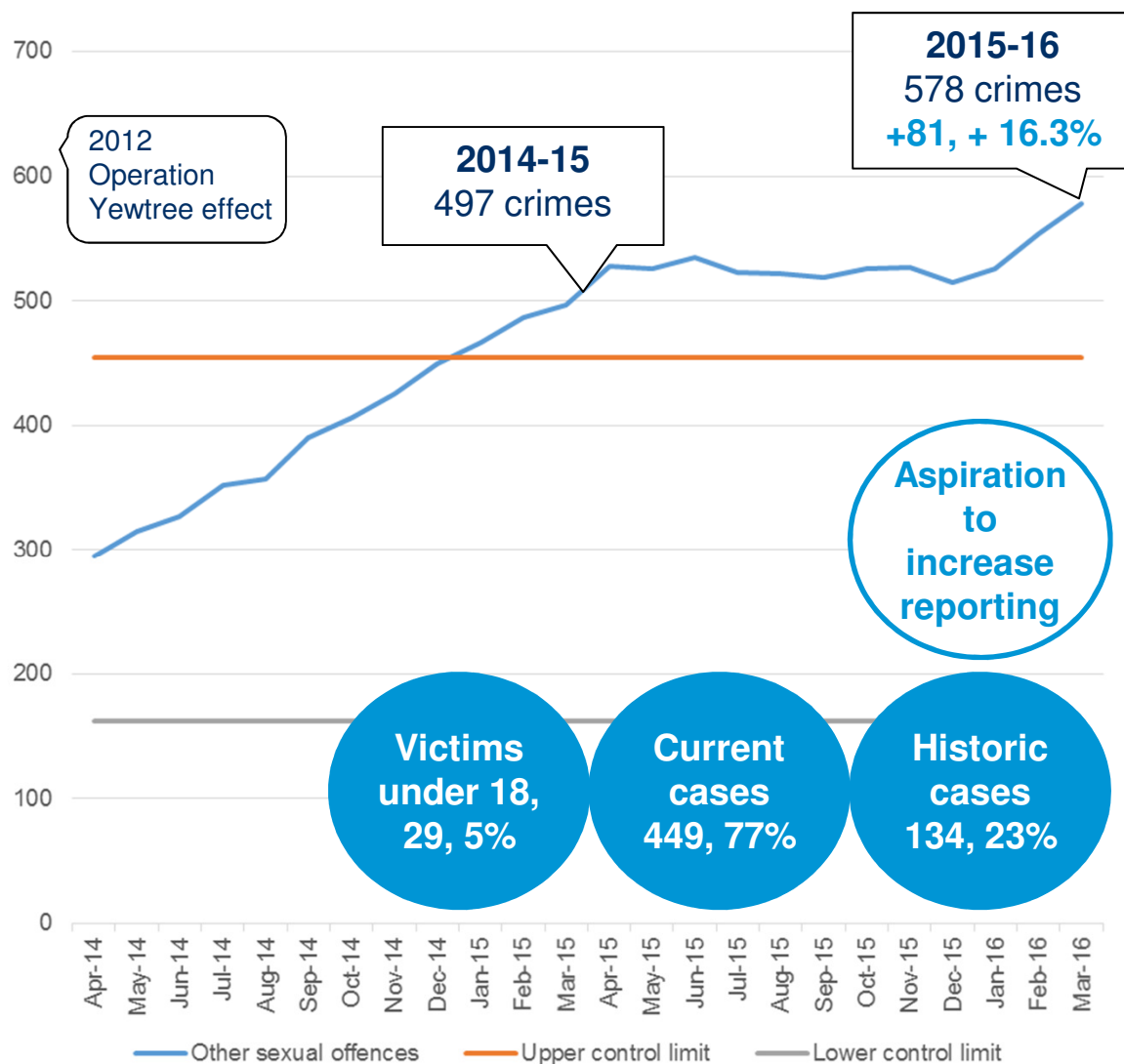
Point estimate:
341 crimes or +25.8%

Number of forces with increase

41

Sex offences – other sexual offences

2015-16 12 MRT compared to previous year



MSG Comparison

Lower than average for crimes per 1,000 population

Predicted for 2016/17 year end

Point estimate:
696 crimes or +20%


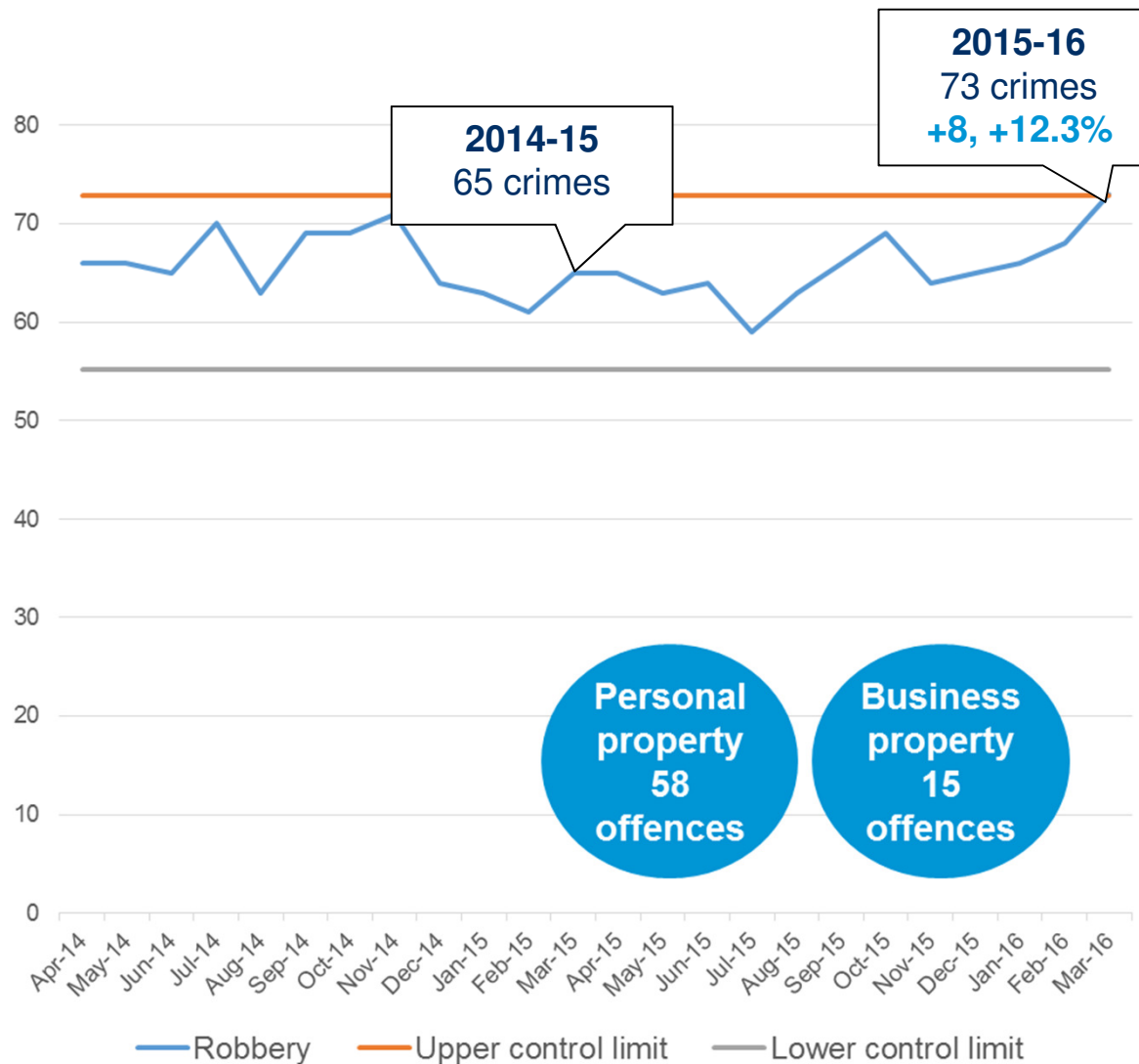
Number of forces with increase

42



Robbery

2015-16 12 MRT compared to previous year



MSG Comparison

Lower than average for crimes per 1,000 population

Predicted for 2016/17 year end

Numbers are too low and variable to be able to provide meaningful predictions

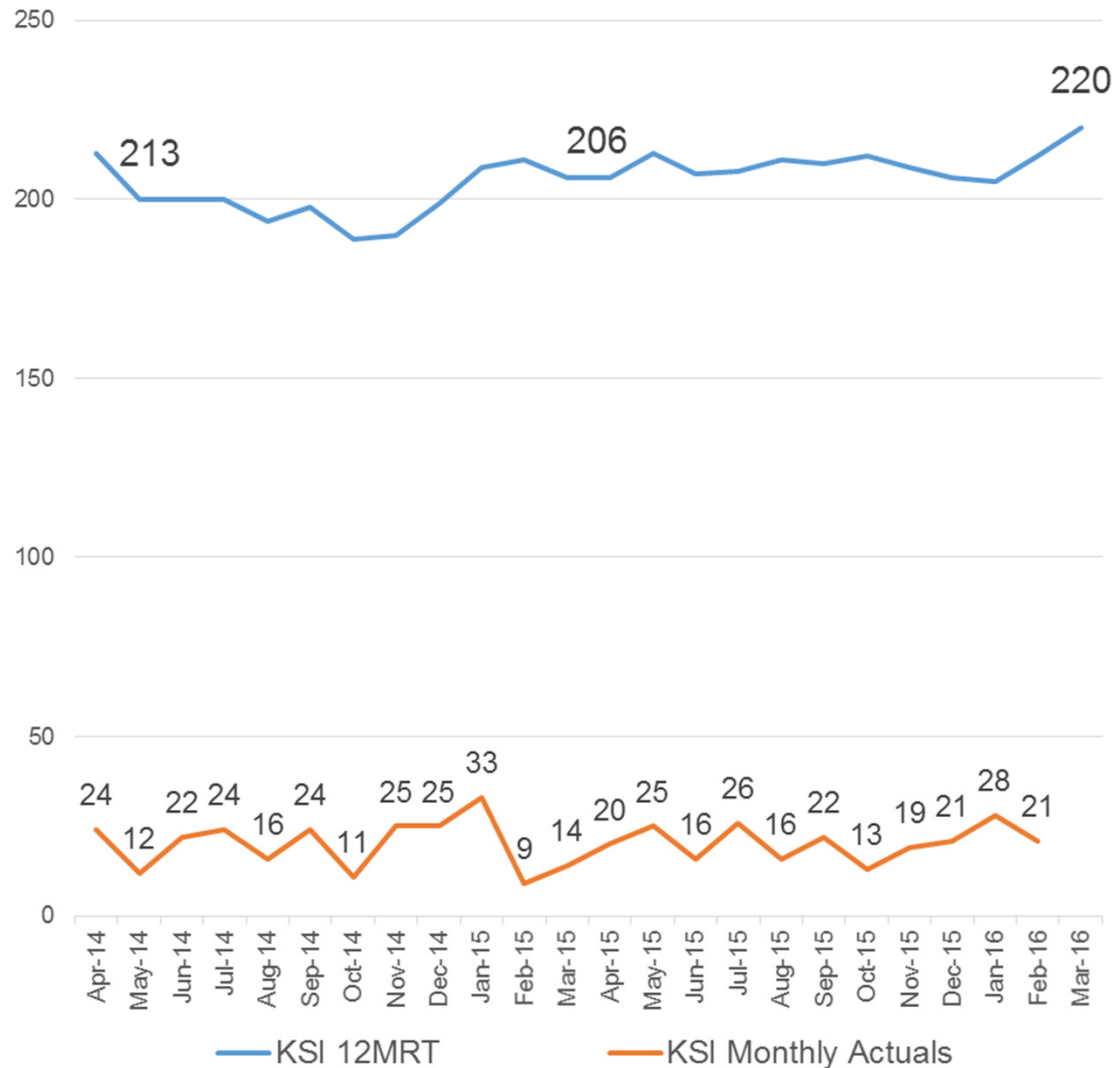
Number of forces with increase (out of 43)

29



Road Collisions

KSI – Killed and seriously injured



The progression to the DfT 2020 target has been recalculated after low numbers of KSI casualties were recorded in 2012. The local annual Constabulary targets are now as follows:

2014 **226** Actual **232**

2015 **220** Actual **233**

2016 **214**

2017 **208**

2018 **202**

2019 **198**

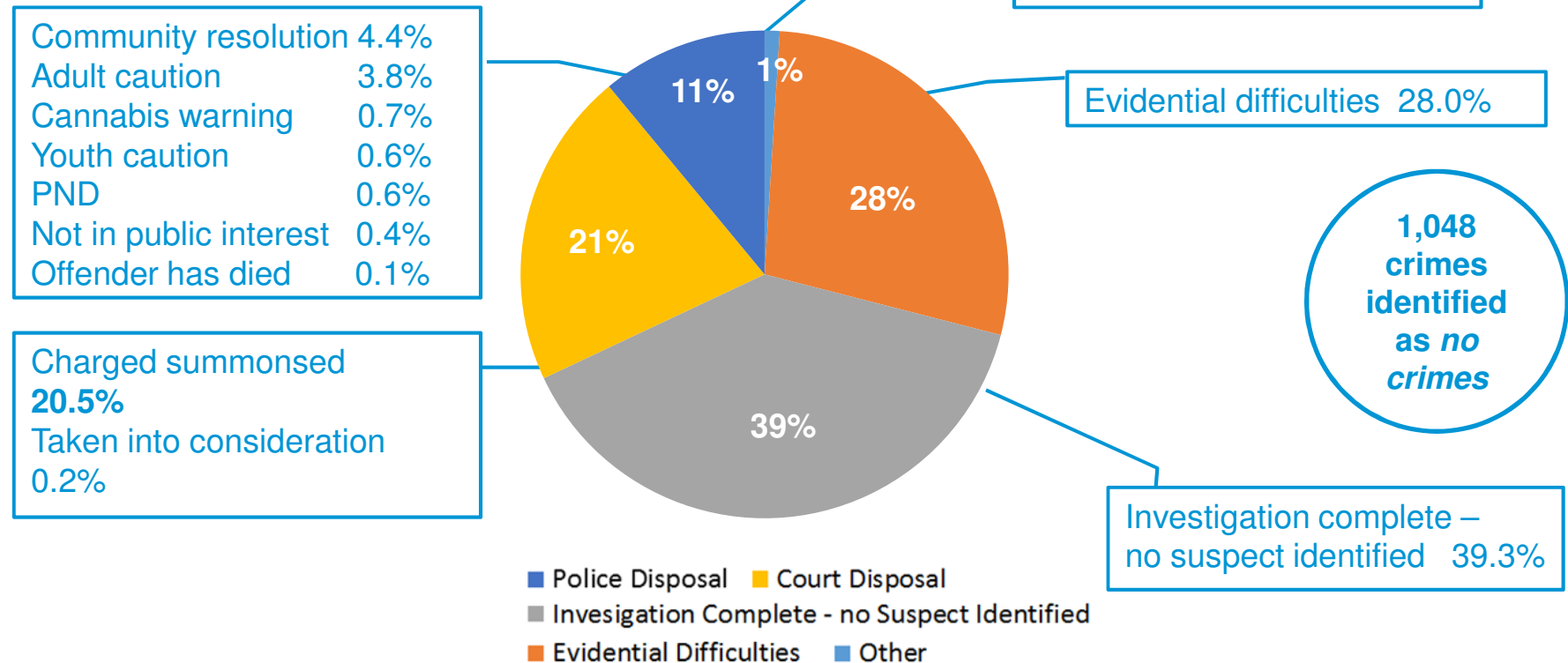
2020 **194**

Note:

Targets are for calendar years

Positive outcomes

2015 -16 only*



MSG Comparison

Average Charge summonsed – 19.3%

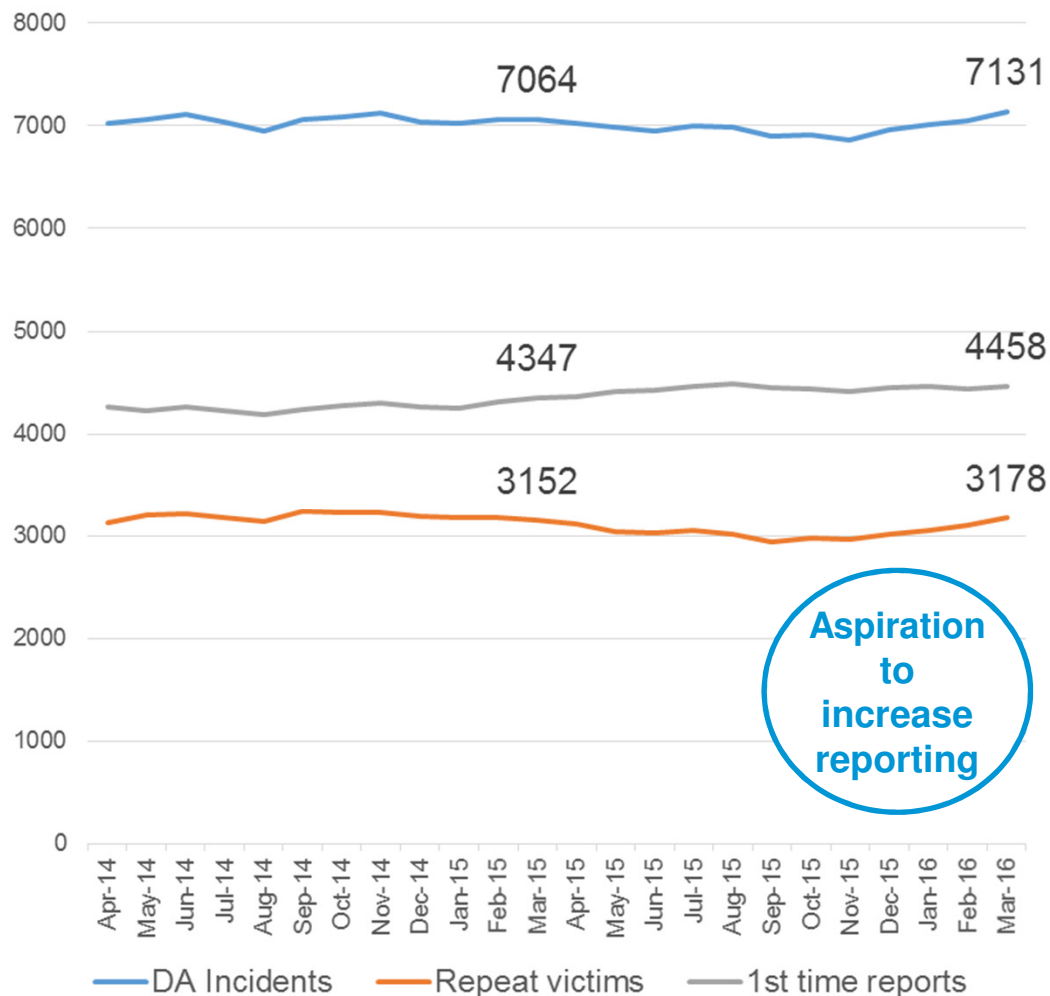
National Comparison

Average Charge summonsed – 14.4%

*No full year comparison data - new system began in July 2014

Domestic abuse

2015 -1 6 12 MRT incidents and victims compared to previous year

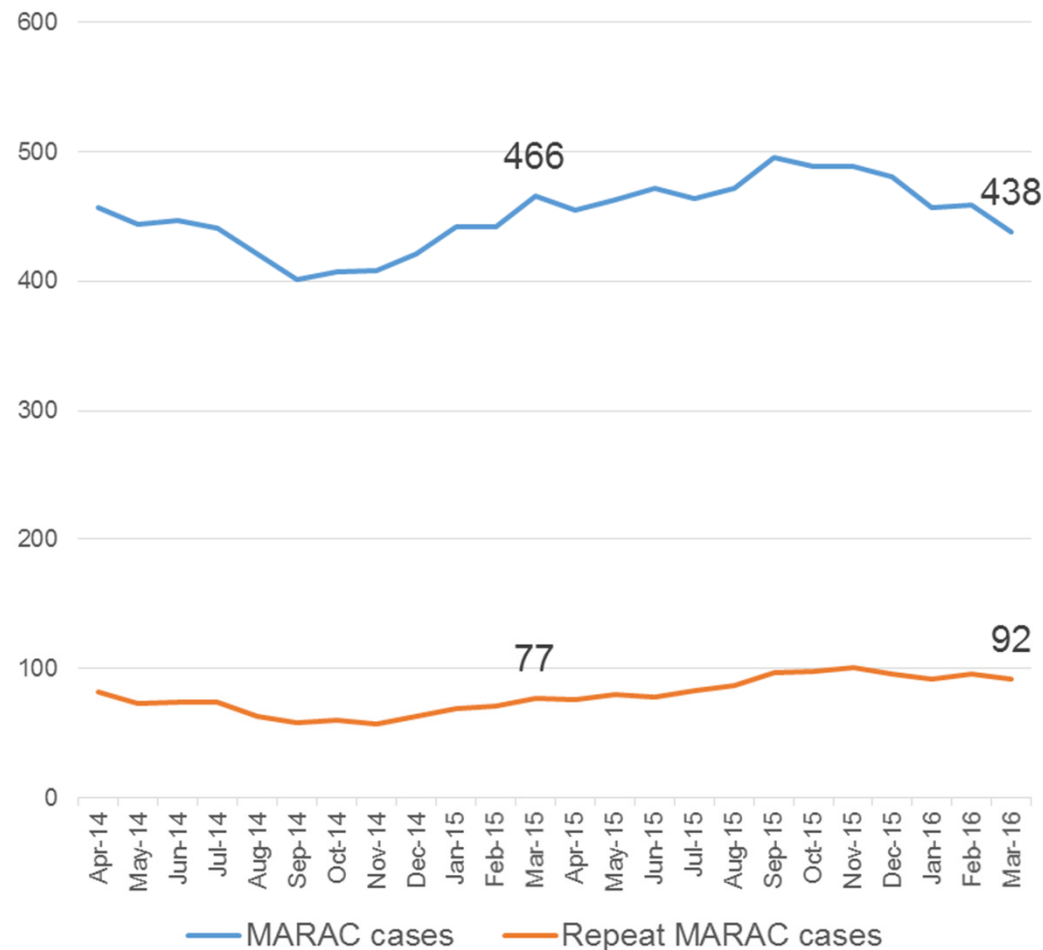


In 2015/16:

- 1% increase in incidents
- 1% increase in the number of repeat victims
- 3% rise in the number first time reports
- Repeat victim rate is 45%
- 46% incidents become crimes
- An arrest is made in 24% incidents
- 83% conviction rate for cases that reach court
- Increase in number of crimes is linked to improved recording (ONS)

Domestic abuse

2015 -1 6 12 MRT MARAC compared to previous year

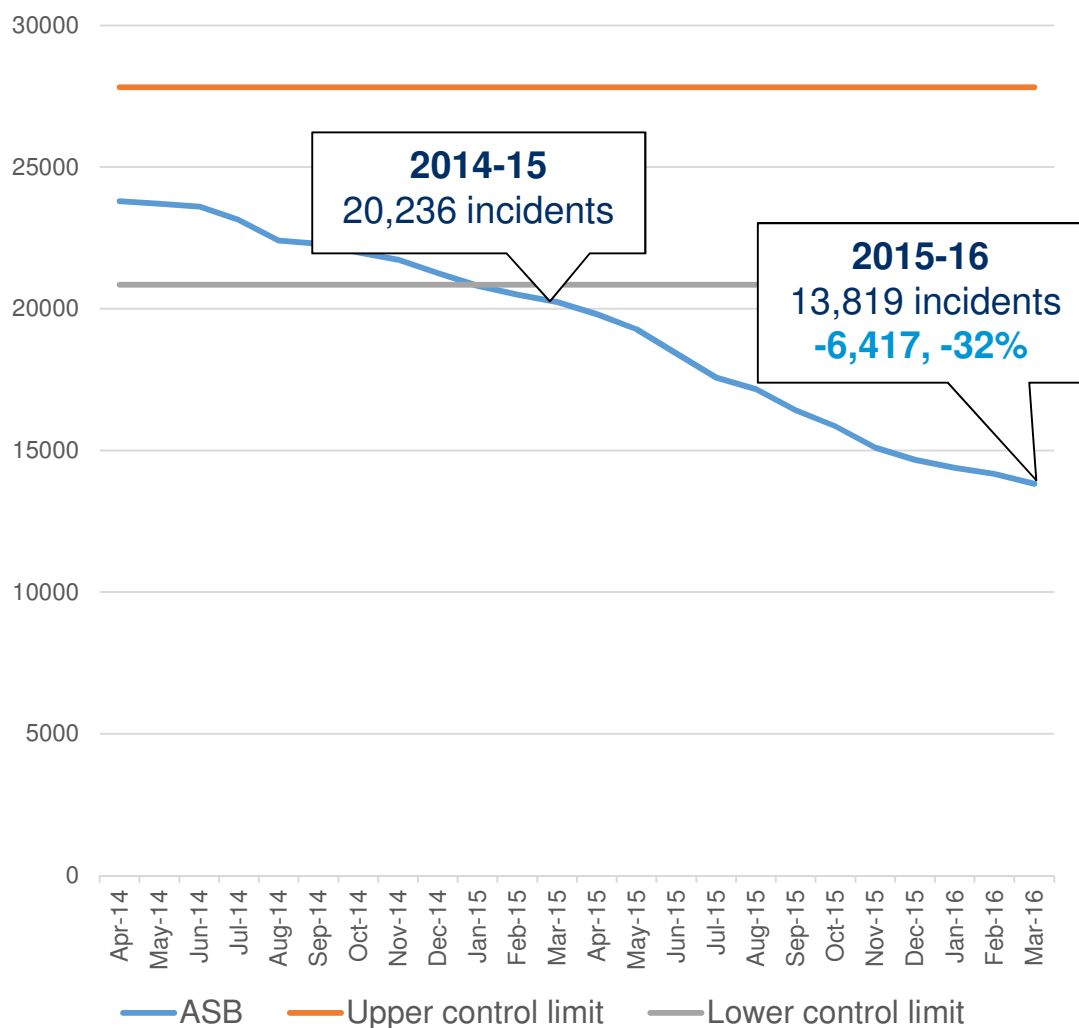


In 2015/16:

- MARAC is a multiagency approach for victims at high risk of serious harm
- 6% drop in MARAC cases
- 19.5% increase in the number of repeat MARAC cases
- Less than 1 in 4 people report Domestic Abuse
- Victims will have been assaulted on a number of occasions before calling the police
- **The average length of an abusive relationship is five years**

Antisocial behaviour

2015 -1 6 12 MRT compared to previous year



Best performance in the country

Distribution of incidents is comparable with national figures:


- Nuisance 68%
- Personal 26%
- Environmental 6%

Reasons

- Improved compliance with NCRS resulting in fewer ASB incidents being recorded and more crime related incidents and crimes
- Amendments to HOOCR offence codes changing incidents to crimes (e.g. changes to dangerous dogs)
- Targeted police action and problem solving

User satisfaction

2015 – 16 12MRT compared to previous year



3rd highest user satisfaction for crime
Performing better than MSG average
No comparison available for ASB

Further analysis being undertaken on ASB
Operational lead developing action plan

HMIC in Cumbria Constabulary

Public Accountability
Meeting
July 2016



101



www.cumbria.police.uk




cumbriapolice



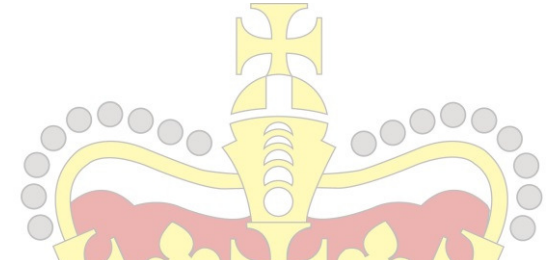
Purpose

To provide the Commissioner with:

- Information about HMIC's potential programme of work in the Constabulary over the coming year
- Information about the different levels of grading that can be awarded and their implications for Cumbria
- A high level overview of progress against the HMIC actions



HMIC



- Purpose
Independent assessment of effectiveness and efficiency of police forces and policing activity in the public interest
- Performance
Provision of authoritative information to allow the public to compare the performance of their forces against others
- Improvements
HMIC evidence is used to promote improvements in the service to the public



Types of inspection to be conducted in 2016 -17

PEEL

- Annual assessment
- Graded judgements
- Performance over time
- Covers efficiency, effectiveness and legitimacy
- Usually includes comment on leadership

NATIONAL THEMATICS

- Examines a principal policing issue
- Identified through HMIC monitoring processes or Home Sec commission
- Takes place in 6 to 43 forces
- Identifies good practice
- Informs PEEL assessment where appropriate

COMMISSIONS

- From Home Secretary
- From PCCs

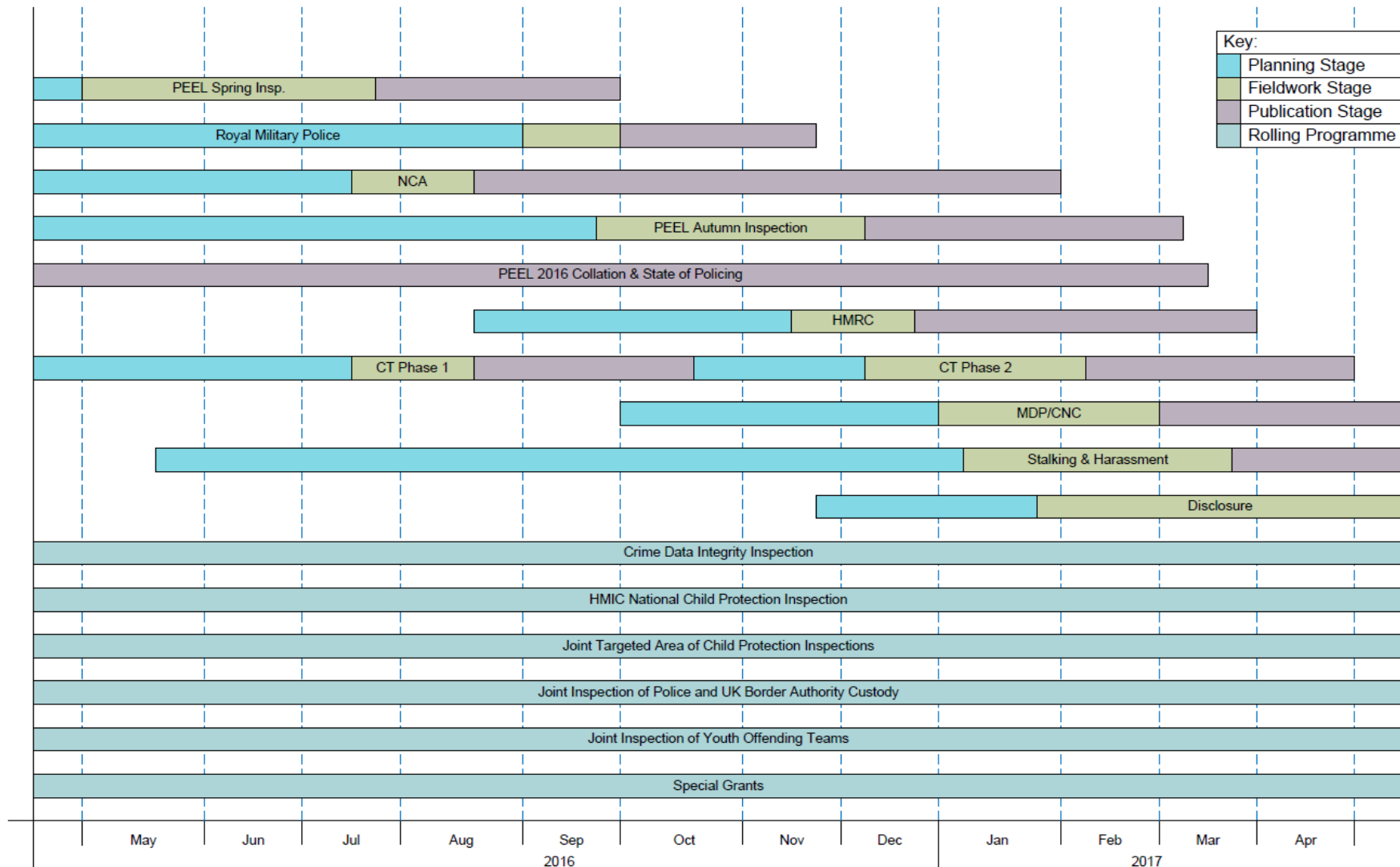
SPECIFIC INSPECTIONS

- Of national agencies and non HO forces
- Overseas police forces in BCDs and BOTs
- Counter terrorism and security related issues
- Joint with other agencies , most frequent being CJ agencies (community safety, offender management, custodial conditions (this is rolling programme))


HMIC's programme of work for 2016-17

HMIC Inspection Schedule 2016/17

Inspection timings are subject to change and should be viewed as indicative. A new schedule will be uploaded as timings are confirmed



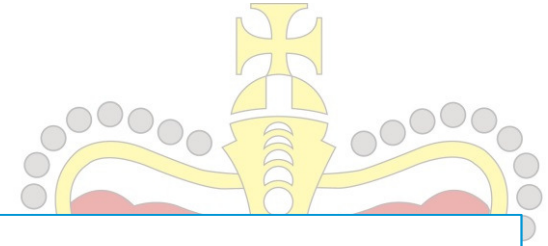
2016/17 in Cumbria



- Spring PEEL (just completed)
Efficiency, Legitimacy, Leadership
- Child Protection Inspections – part of rolling programme of joint inspections, July or August likely
- Custody Update – check on actions from 2015 custody unannounced
- Autumn PEEL- any time Sept to December
Effectiveness, Legitimacy and probably Leadership
- National thematic on counter terrorism; joint inspection on stalking and harassment
Data and information will be required for both; may or may not get a visit
- Possible unannounced inspection of Crime Data Integrity (5 week notice)



Judgements and their impact



PEEL

Judgement made against how efficient and effective force is at keeping people safe and reducing crime, and how well (legitimately) it treats people

Good = policy practice or performance meets pre-defined grading criteria informed by any relevant professional practice and standards; some AFIs likely

Outstanding = exceeds this, based on HMIC's consideration

Requires improvement = there are shortcomings; AFIs identified; recommendations possible

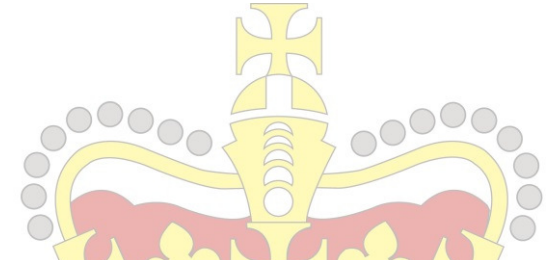
Inadequate = serious or critical failing; AFIs and recommendations

Both of these judgements have implications for public confidence & reassurance.

Recommendations made to individual forces must be implemented

Areas for improvement (AFIs) made to individual forces DO NOT have to be implemented

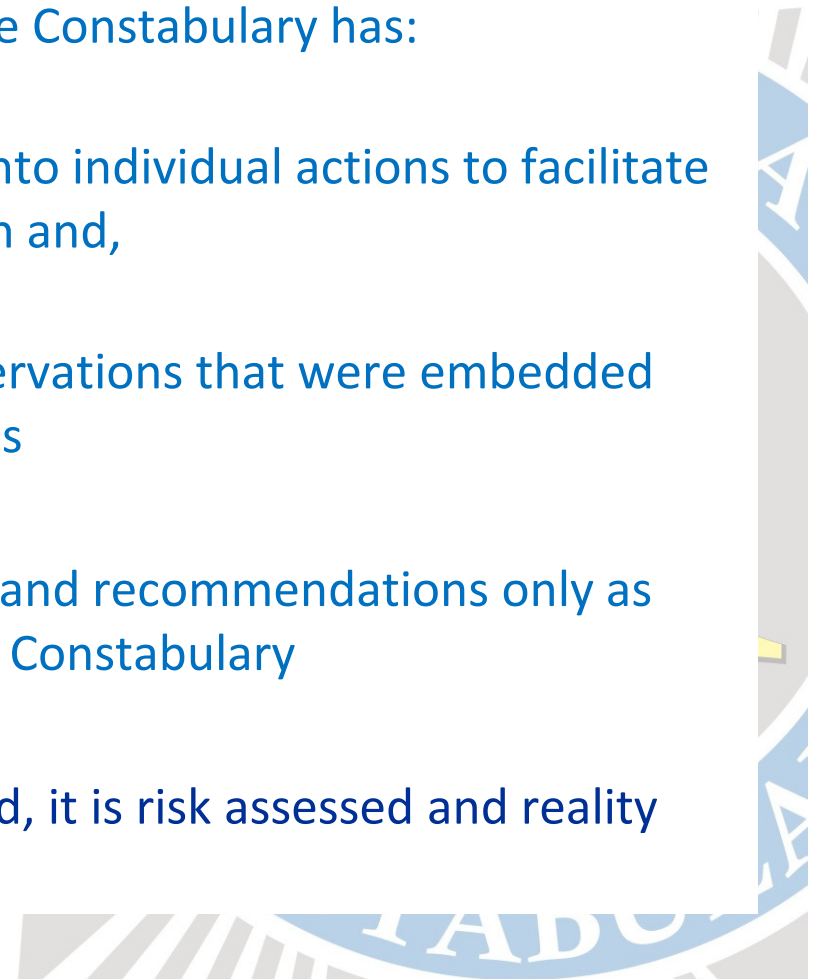
Progress update - introduction



It should be noted that the actions in the Constabulary's Action Plans are **not a reflection of the overall number** of recommendations or AFIs that have been given by HMIC. There are more actions because Constabulary has:

- broken down the AFI or recommendations into individual actions to facilitate better management and accurate progression and,
- Included additional activity as a result of observations that were embedded within the text of the report but were not AFIs
- HMIC seek progress on Cumbria specific AFIs and recommendations only as these have been specifically requested of the Constabulary

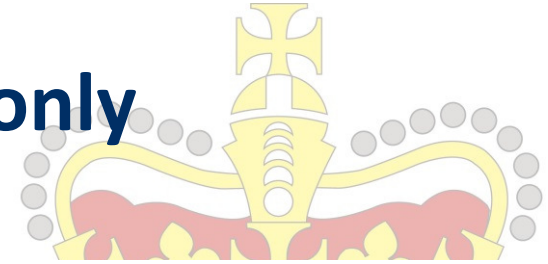
NOTE: When an action is identified as completed, it is risk assessed and reality checked by the Business Improvement Unit.



Progress update – Cumbria specific only

HMIC Inspection	Date Published	Total no of actions in the master plan	Completed	In progress and on track	In exception	Not due to start yet	Not being progressed
HMIC Crime data integrity inspection of Cumbria Constabulary	Nov-14	11	10	-	-	-	1
HMIC Cumbria's approach to tackling domestic abuse	Mar-14	13	7	6	-	-	-
HMIC Domestic Abuse Update	Dec-15	1	1	-	-	-	-
HMIC Custody Inspection	2015	42	37	5	-	-	-
HMIC Firearms Licensing Inspection 2015	2015	12	5	7	-	-	-
HMIC PEEL Police effectiveness 2015 (Vulnerability)	Dec-15	49	31	18	-	-	-
HMIC PEEL Police effectiveness 2015	Feb-16	59	26	30	-	3	-
HMIC PEEL Police Legitimacy 2015	Feb-16	20	18	2			
TOTALS		207	135	68	0	3	1
%		100%	65.2%	32.9%	0%	1.4%	0.5%

Progress update – Cumbria specific only



- The Constabulary received a **Good** judgement for efficiency in 2015, with no AFIs or recommendations
- The Business Improvement Unit has reality checked 117 completed HMIC related actions in the plan and verified their status
- Further reality checking is underway

